



## NEWSLETTER

[www.wiltwyckquilters.org](http://www.wiltwyckquilters.org)

April 2024 Volume 51 Issue 4

### **PROGRAM NEWS 2024-2025**

All programs are offered by Zoom unless stated otherwise. As a reminder, please send your checks to me at

PO Box 117, Tillson, NY 12486 but make the checks payable to Wiltwyck Quilters Guild!

Email Carolyn Boice at [TiggerTurtle313@msn.com](mailto:TiggerTurtle313@msn.com) with any questions.

Thank you Teresa for such a wonderful lecture and presentation, I learned so much. Willow sent out the below in an eblast for everyone but I figured I would include a mention of it here as well.

Below is the You Tube link that Teresa Duryea Wong mentioned in her presentation:

**Textile Talk:** QSOS Interview with Susan Hudson conducted by Teresa Duryea Wong

<https://www.youtube.com/watch?v=kPrgFr-tauY>

*Also, if you are interested in purchasing Teresa's book it can be found here and the discount code is: 25off* <https://teresaduryeawong.com/shop/?v=47e5dceea252>

**SAT APR 20, 2024** -- IN PERSON – CHANGE OF PLANS DUE TO THE LACK OF MEMBER INSTRUCTORS – We are going to have an in-person sew day. Our focus will be to help our local communities and create the much needed Walker Pockets. Connie and Ginny are working on revamping the pattern and putting together a supply list. We hope to have a great turn out at this event, as many members know these pockets are currently in high demand. The initial eblast went out prior to this newsletter but there will be more updates as we get closer, please keep your eyes peeled.

**SAT MAY 11, 2024** -- IN PERSON – *Pat C and Te have graciously volunteered to teach, thank you both in advance. We have inset circles and mini baskets coming at you.* This was also included in the eblast with April's changes and mentions the supplies needed. Please advise if you want to attend either workshop. Once I have pictures and can put everything together it will be able to be found on the website as well.

**PROGRAM NEWS 2024-2025 continued**

**MOVING FORWARD WE ARE LOOKING AT THE FOLLOWING DATES!**

HERE IS THE PLAN (ROUGHLY) FOR THE 2024-2025 YEAR. PLEASE REMEMBER OCTOBER, JANUARY, FEBRUARY AND MARCH ARE STILL ZOOM PROGRAMS.

**SAT SEPT 21, 2024** – IN PERSON - Ellen Adams from Delaware County will be coming to the church with her trunk show and wool applique class of “*Funky Chickens*”, kits will be available to purchase.

**SAT OCT 19, 2024** – ZOOM—Julia McLeod will be presenting “*Silk and Salvage*” with workshop “*Piecing the Pineapple*”

**SAT NOV 16, 2024** – IN PERSON, *community sew* –

**SAT DEC 21, 2024** -- IN PERSON, *December Brunch*

**SAT JAN 18, 2025**—ZOOM – Ellen Lindner will be presenting with workshop “*Floral Improv*”

**SAT FEB 15, 2025**—ZOOM – Fiber Artist Deborah Boschert will be presenting “*Exploring Art Quilt Collage*” with workshop “*Embroidered Fabric Collage*”

**SAT MAR 15, 2025**—ZOOM – Rachel Derstine will be presenting “*Bringing Architecture to Life*” with workshop “*Architecture Quilts*”

**SAT MAR 22, 2025**—ZOOM – workshop part 2 (12:30-3:30)

**SAT APR 5, 2025** -- IN PERSON - Member led workshops

**SAT MAY 17, 2025** -- IN PERSON - Member led workshops

**SAT JUNE 21, 2025** – IN PERSON – activity TBD

Carolyn Boice <TiggerTurtle313@msn.com>



**MEMBERSHIP**  
*(renewing)*

Iris Guyette  
71 Jefferson Rd.  
Red Hook, NY 12571  
(845) 758-6905  
inguyette@hvc.rr.com

## COMMUNITY QUILTS

As part of our community projects we are going to be making walker pockets at the April meeting. If you would like to participate please bring the following supplies to the meeting.

- 4 coordinating fabrics - 2 fabrics cut into 18X18 inches
- 2 fabrics cut into 14X18 inches
- Material for 4 ties approximately 11X3 inches


You will need your sewing machine and related supplies ( rotary cutter, rulers, a small iron if you have one )

Optional - 16 inches of sew on Velcro

If you have any question call or email [Connie cmbrewer44@gmail.com](mailto:Connie_cmbrewer44@gmail.com)

Or

Ginny Ginnyhanna [@icloud.com](mailto:@icloud.com)



## MINIATURE HISTORICAL QUILTING GROUP

*"If we want our girls to benefit from the courage and d wisdom of the women before them, we have to share the stories."* ( quote from the National Women's History Museum)

And that is what we do in this group, share the stories.

**APRIL 6**—Pied Piper Project (how women and children were manipulated for political reasons).

*Quilt—Flying Geese in Small and Scrappy*

**MAY 4**—a woman of valor from the Hudson Valley ( not all Revolutionary War heroes were men).

*Quilt—Medallion Quilt in American Doll Quilts*

**JUNE 1**—Organizational meeting for next year. Bring your ideas, thoughts, suggestions and don't forget to volunteer to do a lecture.

*Quilt—Honeybee in Small and Scrappy* ( since we will be busy as bees planning next year!)

***All meetings take place on Zoom, usually the first Saturday of the month at 10:00 a.m.***  
(although Pat does open the meeting earlier for socializing).

Hope to see you at all the meetings!



# Empire QuiltFest

**EQFX: Diamonds and Daffodils**  
10th Anniversary Show

**April 27 - 28, 2024**

**Fulton Montgomery Community College**  
2805 State Highway 67  
Johnstown, NY 12095

**HOURS:**

Saturday 9 am to 4 pm • Sunday 10 am to 4 pm

**ADMISSION:**

\$8 pre-sale by 2/15/24 • \$10 at the door  
Children under 12 free • Group discounts available

**Featured Lectures**

**Saturday at 1:00 pm:** Debby Brown  
**Sunday at 1:00 pm:** Kris Driessen

**VENDORS, SPECIAL EXHIBIT, REFRESHMENTS**

For up-to-date information, visit our website

**www.empirequiltfest.org**

## About Fulton-Montgomery Community College

Fulton-Montgomery Community College is located on 195 acres in the foothills of the beautiful Adirondack Mountains between Albany and Utica, NY.

The show will be held in the spacious Physical Education Building.

Food and refreshments will be available for purchase at the show.


## Directions

Take I-90 (NYS Thruway) to exit 27 to merge onto NY-30 N;  
Turn left onto NY-5 W

At the traffic circle, continue straight to stay on NY-5 W; turn right onto NY-67 W.

Turn right onto Bendick Corners Rd; Turn left into the FMCC campus and head to the Physical Education Building.

There is ample free parking!



## 2024 Empire QuiltFest Vendors to Date

**Albany Sewing Machine Center**  
Albany, NY 12203  
www.sewandvacny.com

**A Sense of Wonder Studio**  
Glens Falls, NY  
www.asenseofwonderstudio

**Adirondack Quilts LLC**  
South Glens Falls, NY 12803  
www.adirondackquilts.com

**Amelia's Garden**  
Delmar, NY 12054  
www.sewameliasgarden.com

**CeCe's Wool**  
Guilderland, NY 12084  
www.ceceswool.com

**Cotton Weeds Quilt Shop**  
Freeport, ME 04032  
www.cottonweeds.com

**Dianne's Quilted Square**  
Schenectady, NY 12303  
www.quiltedsquare.com

**Gloversville Sewing Center**  
Gloversville, NY 12078  
www.gloversvillesewingcenter.com

**Groovy Seam Ripper**  
Etsy & Facebook

**Handloom Batik**  
Hudson, NY 12534  
www.handloombatik.com

**Lisa's Treasures and Jo's Creations**  
www.cmhcreations.site

**Log Cabin Fabrics**  
Selkirk, NY 12158  
www.logcabinfabrics.com

**Mikala's Quilting**  
www.mikalasquilting.com

**Puppy Girl Designs**  
www.puppygirldesigns.com

**QuiltLily Designs**  
www.quiltlily.com

**Shirley's Stoney Creek Quilts and Wovens**  
Richmondville, NY 12149  
www.quiltsandwovens.com

**Soke, LLC**  
www.soke.myshopify.com

**Sue's Fabric World**  
Fishkill, NY

**The Village Quilt Shoppe, LLC**  
Webster, NY 14580  
www.thevillagequilt-shoppe.com

**Woodquilter**  
Cincinnati, NY  
Etsy & Facebook

## NEWSLETTER ARTICLES

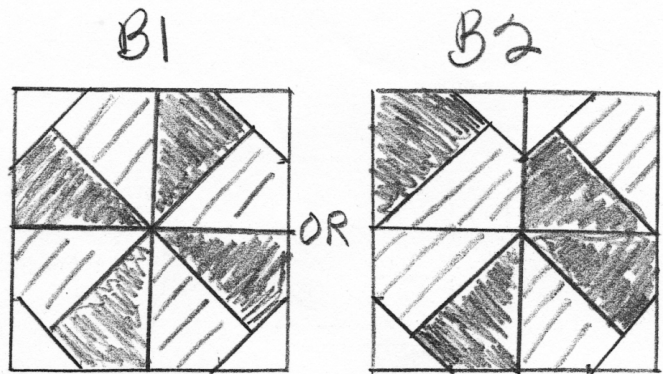
Please send all articles to be placed in the newsletter by the Friday following the meeting. This will give me time to get the newsletter done before the deadline. Either send your article via email to [jf.wiltwyckguildnewsletter@gmail.com](mailto:jf.wiltwyckguildnewsletter@gmail.com) or snailmail it to me at **J. Ferrara, 165 Lily Lake Road, Highland, NY 12528**. Please use a universal format, or write directly into your email.

# BLOCK OF THE MONTH

April 2024

## Prairie Sunrise

We will make a 10 1/2" unfinished block that appears  
On pp. 75-77 of Quilter's Home and designed by Scott  
Murkin. You can either of the two blocks:  
Or make BOTH! Fabrics are the same...



READ ALL DIRECTIONS BEFORE BEGINNING. MAKE A PRACTICE BLOCK FIRST. ALL SEAMS ARE 1/4"

- Fabrics: 1) Creamy neutral or very pale yellow: four 3" squares = C  
2) One medium blue print: two 6" squares  
3) One coordinating dark blue print: two 6" squares

### Preparation:

- 1) On the back of the four cream squares, draw a diagonal.
- 2) Cut each of the four blue squares in half diagonally to make four blue triangles.

### Making the units:

- 1) Join a medium blue triangle and a dark blue triangle with right sides together and sew on the hypotenuse (the longest side). Press to the darker.
- 2) Place a 3" creamy square on the top left corner AS SHOWN: Make sure the bottom right corner of the square matches the line where the two triangles are sewn.
- 3) Stitch on the marked line. Trim excess fabric 1/4" away from the stitched line. Press to the corner.
- 4) SQUARE up to 5 1/2" lay the piece out as shown and put the 45° line on the diagonal stitched seam.
- 5) Make three more of these identical units keeping the two blues in the same order.



### Making the block:

Lay out the four units as shown for each block:  
Sew together and press in the direction of the arrows.

SQUARE UP to 10 1/2" and mail to Mary McLaughlin at  
212 Dogwood Lane, Kingston, NY 12401 OR bring it to the  
April meeting of WQG.

