



NEWSLETTER

www.wiltwyckquilters.org

February 2024 Volume 51 Issue 2

PRESIDENT'S MESSAGE

Volunteering is such an important and valued role and now is the time of year when we are seeking to fill positions for next year's board. So, if you have nominations for the various positions, or you yourself are interested in a position on the board, please reach out to one of the board members (Jackie, Sarah, Shirley, Jerrilee, Connie, Carolyn, Te, or Willow).

We each have something to offer and bring to the guild - it's an opportunity for learning new things and adds a new flavor of fun and interest. Do you recall the children's book, Stone Soup? We each have something to bring and add to the soup. Well now it's time to stir that soup with the next round of leadership. The current board members will still be available to answer questions and offer support to help you get on your way. So please reach out with questions and your interest. We do have two nominations, but there are many positions to fill, so keep those nominations rolling in - we as a guild sincerely thank you!

Best regards,
Willow Olson

NEWSLETTER ARTICLES

Please send all articles to be placed in the newsletter by the Friday following the meeting. This will give me time to get the newsletter done before the deadline. Either send your article via email to jf.wiltwyckguildnewsletter@gmail.com or snailmail it to me at **J. Ferrara, 165 Lily Lake Road, Highland, NY 12528. Please use a universal format, or write directly into your email.**

PROGRAM NEWS 2024-2025

All programs are offered by Zoom unless stated otherwise. ***As a reminder, please send your checks to me at PO Box 117, Tillson, NY 12486 but make the checks payable to Wiltwyck Quilters Guild!***

Email Carolyn Boice at <TiggerTurtle313@msn.com> with any questions

Thank you to Brita Nelson, what a wonderful presentation and workshop. We had such a great turn out for both. I did check our zoom participation and the numbers rose to 49 for the lecture and there was 17 at the workshop. I can't wait to see the tulips and such created, make sure you share.

SAT FEB 10, 2024—ZOOM --*Traditional, Art, Modern – Notes from the Field with Maria Shell* Interested in the current state of affairs in the larger quilt world? Join Maria for this fun and informative lecture that is a combination of Gonzo Journalism, humorous memoir, and history in the making. Maria will share her personal journey along with interesting moments in all three quilt genres. What does it mean to be a 21ST Century Quilter? Come to the lecture to find out. - Maria Shell

WORKSHOP PART 1 (12:30-03:30) – ZOOM -- *Riffing on Tradition – Exploring Design Elements with Quilt Blocks* Using the traditional quilt block as a foundation for our art, we will explore new territory in making contemporary quilts. We will take simple traditional quilt blocks and blow them up, repeat them, distort them, and in the end create fabulous new compositions. Workshop \$45 members/\$50 non-members.

SAT FEB 17, 2024—**WORKSHOP PART 2** (12:30-03:30) -- ZOOM -- *Riffing on Tradition* continued

SAT MAR 16, 2024—ZOOM – *Teresa Duryea Wong will present her Sewing and Survival – Native American Quilts from 1880-2022.* Teresa besides being a quilter is and author and historian and will bring us another look into quilt history. Teresa Duryea Wong – Author

NO WORKSHOP

SAT APR 20, 2024 -- IN PERSON - Member led workshops – looking for volunteers!

SAT MAY 11, 2024 -- IN PERSON - ***This is a new date! The church was no longer available on the 18th so if you already marked your calendars please change the date so you do not miss.*** Member led workshops – looking for volunteers!

SAT JUNE 15, 2024 – IN PERSON – activity TBD



PROGRAM NEWS 2024-2025 continued

MOVING FORWARD WE ARE LOOKING AT THE FOLLOWING DATES!

HERE IS THE PLAN (ROUGHLY) FOR THE 2024-2025 YEAR. *PLEASE REMEMBER OCTOBER, JANUARY, FEBRUARY AND MARCH ARE STILL ZOOM PROGRAMS.*

SAT SEPT 21, 2024 – IN PERSON

SAT OCT 19, 2024 – ZOOM—*Julia McLeod* will be presenting with workshop

SAT NOV 16, 2024 – IN PERSON, community sew –

SAT DEC 21, 2024 -- IN PERSON December Brunch

SAT JAN 18, 2025—ZOOM – *Ellen Lindner* will be presenting with workshop

SAT FEB 15, 2025—ZOOM – Fiber Artist *Deborah Boschert* will be presenting with workshop

SAT MAR 15, 2025—ZOOM – *Rachel Derstine* will be presenting with workshop

SAT APR 5, 2025 -- IN PERSON - Member led workshops

SAT MAY 17, 2025 -- IN PERSON - Member led workshops

SAT JUNE 21, 2025 – IN PERSON – activity TBD

Carolyn Boice <TiggerTurtle313@msn.com>

MYSTERY QUILT

Important: If you haven't already cut your 1 ½" or 1 ⅝", please wait before doing so.

Also, you will only need two fabric A 3" squares and two fabric D 3" squares, not four. We will be using them to make four half square triangles for each block. If you already cut four A and D squares, you can use some of them in the focal block challenge if you want to. Another option is to use them in a crazy quilt, crumb quilt (which was a very fun class), or scrap quilt.

Finally, If you haven't cut your pieces, wait until you start getting more instructions.

Month 1 instructions coming soon.

Donald Kenly <dfkiii@gmail.com>

WILTWYCK GUILD CHALLENGE

What's in a name?

What's in a name? That which we call a rose by any other name would smell just as sweet. ~ William Shakespeare

Think of all the names you know, how many of them relate to flora and beauty in your life? Maybe you know a **Holly**, **Rose** or **Lily**. And of course there may be, **Violet**, **Daphne**, and **Veronica**. Or maybe an **Ivy**, **Daisy**, or **Marigold**.

This year our Wiltwyck Guild Challenge is to create something using a block that is based on flora (flower/plant) that also has a person name in it (in any language). You might decide to create a miniature key tag, a tote bag or wall hanging, or go all the way up to a king size quilt. Maybe you decide to create a whole garden! Let your imagination run wild through your fabric stash!

Challenge: Flora (Flowers/Plants) that are People's names

Size: Anything 1" or larger

Create: anything from one block (or more)

Style: Any (Traditional, Modern, Improv, EPP, foundation pieced, crazy, to name a few)

Pattern: Your choice

Finish date: Fall 2024 to show (details to follow)

Happy creating!

Grace Moone

Here are some online resources for ideas:

https://www.babycenter.com/baby-names/advice/baby-names-inspired-by-flowers_10305342

<https://nameberry.com/list/97/flower-names-for-girls>

<https://gardeninbloom.com/flowers/add-plants-with-peoples-names-to-your-garden/>

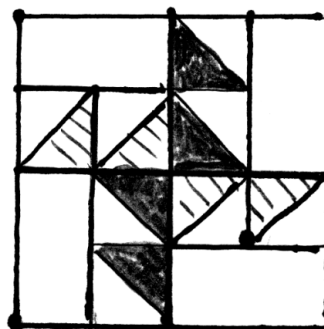
Welcome to new member:

Katie Donaruma
2042 Route 32
Saugerties, NY 12477
(914) 456-9423 - cell
kats113106@aol.com

BLOCK OF THE MONTH

February 2024

Whirligig



We will make a 10 ½" unfinished block taken from Quilter's World Spring 2022 on pp. 82-64. It was designed by Jennifer Thomas of Curlicue Creations.

READ ALL DIRECTIONS FIRST AND MAKE A PRACTICE BLOCK FIRST. ALL SEAMS ARE ¼".

HST=half square triangle

FABRICS: 1) White tone-on-tone: four 3 x 5 ½" rectangles and four 4" squares.

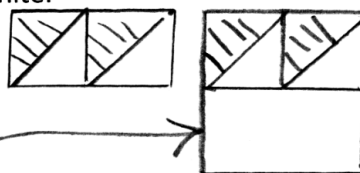
2) Pick either a blue print and a red print, or two red prints or two blue prints: two 4" squares of each, whatever scraps you have...

PREPARATION:

- 1) On the four white squares, draw a diagonal line on the wrong side of each.
- 2) Layer these, right sides together with two of each color you've picked. Stitch ¼" on either side of the drawn line and cut on the line. Press to the color and square up to 3". You should have FOUR HST of each color you picked paired with the white.

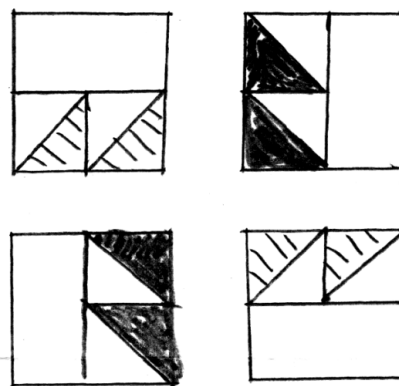
PIECING

- 1) Sew two matching HST units together as shown: Repeat with the three other color pairs.



- 2) Sew a white rectangle to the white side of each of the above units as shown:

- 3) Arrange the four units as shown; sew into rows and press to the darker fabric; then sew the rows together and press to complete the whirligig block. SQUARE UP TO 10 ½".



SIGN YOUR NAME IN THE SEAM ALLOWANCE. Mail to:
Mary McLaughlin at 212 Dogwood Lane, Kingston, NY 12401
By the February meeting.