



NEWSLETTER

www.wiltwyckquilters.org

June 2023 Volume 49 Issue 6

ODDS AND ENDS

One final reminder that the Rosendale library will be hosting their second annual garden tour, bake and plant sale. Tickets are \$25.00 prior to the event and \$30.00 day of. This allows you to enjoy a self guided tour of eight local gardens and perhaps enjoy an outdoor lunch in Rosendale. Please call 845 658 9013 for additional information. Most local libraries also have free passes to Mohonk, the air show in Dutchess county , the Museum of Natural History and the Guggenheim. You can have up to four tickets for a three day period. Did I mention they are free.

My book choices for this month are *"You Could Make This Place Beautiful, a debut memoir of a woman at one of life's crossroads"*. I also enjoyed *"A Secret Gift"* by Ted Gup - an accounting of two very different sides of the same person. Finally I am enjoying *"The House on Prytania"* by Karen White a fictional tale set in the south.

You may also check out the Widow Jane Mine in Rosendale. This group has a variety of events over the summer in an unusual setting. Check out <https://WidowJane-Mine.com>.

In closing I would like to say I have enjoyed sharing with all of you, but my term has come to an end and although I am remaining a member I am taking a sabbatical from this and other things I have helped with. I am hoping that someone may step in to keep this going for awhile or to take it in a new direction .

Thank you for all of your support and kind words.

Mary

QCNYS Passports

We have on hand quilter's passports for those that are interested. They are \$5.00 each and have a handy listing of quilt shows in New York State along with some of the shops that support the show. They will be available at the June in-person meeting. You are asked to have the passport "stamped" at participating businesses which will qualify you to enter a raffle at year's end. This may be of interest to those who will be traveling in New York State this summer.

It's Time to Renew Your Wiltwyck Guild Membership

Annual dues for next year are \$35 and should be paid on or before the September 16th meeting.

The renewal form can be found online at wiltwyckquilters.org, or printed copies to fill out will be available at the June brunch. We request that everyone fill out the form so we know what you are interested in and how you are willing to help the guild. If you are renewing your membership and none of your information such as address has changed, you can leave that part of the form blank.

Thanks,
Shirley Swenson and Jerrilee Relyea
Membership co-chairs

MEMBERSHIP SERVICE PINS WILL BE GIVEN AT THE JUNE MEETING

Here are the 2022-2023 Membership Service Pins Awardees:

5 Years: Barbara Hayes, Donald Kenly III, Willow Olson

10 Years: Marie Gerard, Kathleen Grambling, Jackie Purdy, Bonnie Reyero, Mary Tyler

20 Years: Sarah Kessenich, Vicki Lienau, Debbie Martin, Mary Pietkiewicz

Susan Stepp, Anna Wang, Dolly Woden

QUILTFOLK Guild Membership

Both WQG and the CMQHOF have guild membership at Quiltfolk. They provide a custom coupon code for guild members to use on their website. Please share the code GUILD26 with your members which will give them a 15% discount off the total amount of their next order through June 30.

Quiltfolk Magazine: Learn More
Submitted by Pat Clark

SOCIAL BRIDGE GAME

Is anyone interested in playing a relaxing, social game of rubber bridge? (not duplicate)

If so, please contact Ellen or Alice. We are looking to form a bridge group.

PROGRAM NEWS 2023-2024

All programs are offered by Zoom unless stated otherwise. PLEASE SEE BELOW FOR 2023-2024 OUTLINE.

Email Carolyn Boice at TiggerTurtle313@msn.com with any questions.

Here is also my reminder to bring your projects for sharing at our next meeting which will be in person. Not only of our classes but everyone does such great work and we would all love to see it. I will have sign in sheets for September, October, January and February with me along with more information for you on Novembers Community sew.

MJ Kinman joined us on May 20 th to inspire us all to make the softest gems ever. Her creations were dazzling and even though they are fabric they definitely glistened in the sun. I enjoyed the wonderful freezer paper technique that helped the group who joined me in the workshop to make beautiful hope diamonds along with the history lesson. I look forward to seeing them all. MJ also supplied us with a discount code for 20% off most things found in her shop, book is excluded (GEM20).

www.mjkinman.com

SAT JUNE 17, 2023 – IN PERSON -- End of the year – *Breakfast Brunch of Appreciation* – lets get together and appreciate one another. It has been a long time coming. The plan is to eat first and then handle the business end (meeting). Also we will be having a show and share so we hope everyone will bring something to display at the front of the room and place it on your arrival so the group can peruse and see what everyone has been up to. Please remember to bring serving utensils with your dish to share, something to eat on, utensils to eat with and whatever you would like to drink. MOVING FORWARD WE ARE LOOKING AT BRINGING BACK SOME MORE TIMES TO GET TOGETHER!

HERE IS THE PLAN (ROUGHLY) FOR THE 2023-2024 YEAR. PLEASE REMEMBER OCTOBER, JANUARY, FEBRUARY AND MARCH ARE STILL ZOOM PROGRAMS.

SAT SEPT 16, 2023 – IN PERSON -- *we will meet with Jacqui Clarkson and talk Sashiko*, followed by her workshop. She offers 2 kits (\$25 each), one for a beginner and one for more advanced. The beginner kit has a preprinted fabric while the advanced one is blank and she will teach you to create your own design. You can sign up at anytime, let me know. I do have to have numbers to her by July so she has time to prep the kits.

SAT OCT 21, 2023 – ZOOM-- lecture and workshop by Sally Miller. Sally is going to discuss the *Minute* quilting technique that she learned so many years ago and has perfected along with showing us her beautiful quilts. For our workshop we will be putting her lecture to the test. This will be a great scrap buster. She does not have a website but she does have a small you tube video called Just a Minute Quilts.

SAT NOV 11, 2023 – IN PERSON, community sew – *Quilts of Valor*. We are looking to finally be able to get together and do a project. So start looking to pull out your red, white and blue scraps. Between Covid and the snow, January has not been a good month to get anything done, hopefully this will help. This meeting is on the 2 nd Saturday of the month due to the church not being available for the 3 rd Saturday. Connie and Ginny are helping Willow and myself organize this project and we are all hoping for a great turn out. Many came together earlier this year to produce those little lap quilt-as-you-go quilts and we got so much accomplished, hoping to once again.

SAT DEC 16, 2023 -- IN PERSON December Brunch



PROGRAM NEWS 2023-2024, continued

SAT JAN 20, 2024—ZOOM -- *Every Last Crumb, An Adventure in Scrap Quilting with Brita Nelson*

This is a fun, informative and inspirational trek to find the best way to handle a mountain of left-over fabric. Brita said she had over 30 years worth of accumulated scraps which threatened to take over her sewing room and consume her. She had to do something. Some of you may have the same problem. Here is how she managed to save herself and actually make some room in her fabric closet. With over two dozen quilts and projects, Brita will demonstrate some great ways to use that secret treasure hiding in your house. She will also cover basic color and contrast principles to make your scrap beauties really shine.

The Questioning Quilter – Information for Quilters with Questions ZOOM WORKSHOP -- *"Crumbs to Quilts"* a 4-hour workshop (1230-430) where you will learn how to turn the tiniest scraps into a beautiful, quilt. Have you ever thought about making your own fabric? In this class we will discuss tint, tone, shade, value and scale to take your tiniest scraps and turn them into one-of-a-kind textiles.

My simple, organized method for assembling your curated crumbs results in fabric that is part planned, part free-form and totally fun! We will use this new fabric to make a simple tulip block, but once you master this technique, there is no limit to what you can create.

SAT FEB 10, 2024—ZOOM -- *Traditional, Art, Modern – Notes from the Field with Maria Shell*
Interested in the current state of affairs in the larger quilt world? Join Maria for this fun and informative lecture that is a combination of Gonzo Journalism, humorous memoir, and history in the making. Maria will share her personal journey along with interesting moments in all three quilt genres. What does it mean to be a 21ST Century Quilter? Come to the lecture to find out. - Maria Shell

WORKSHOP PART 1 – ZOOM -- *Riffing on Tradition – Exploring Design Elements with Quilt Blocks*

Using the traditional quilt block as a foundation for our art, we will explore new territory in making contemporary quilts. We will take simple traditional quilt blocks and blow them up, repeat them, distort them, and in the end create fabulous new compositions.

SAT FEB 17, 2024—**WORKSHOP PART 2** (12:30-03:30) -- ZOOM -- *Riffing on Tradition*

SAT MAR 16, 2024—ZOOM – *Teresa Duryea Wong will present her Sewing and Survival – Native American Quilts from 1880-2022.* Teresa besides being a quilter is an author and historian and will bring us another look into quilt history.

Teresa Duryea Wong – Author

NO WORKSHOP

SAT APR 20, 2024 -- IN PERSON - Member led workshops

SAT MAY 18, 2024 -- IN PERSON - Member led workshops

SAT JUNE 15, 2024 – IN PERSON – activity TBD

Carolyn Boice <TiggerTurtle313@msn.com>

MINIATURE HISTORICAL QUILT GROUP

The miniature historical quilt group will meet :

June 3—Nora will be lecturing on *Caroline May Brevard, a southern suffragette*.

Quilt-Pinwheels in AD as this woman got things moving and spinning for women's rights

July-off

August-off

September 9—Vera will be lecturing on *Katherine Johnson*.

Quilt-Friendship Star in PC as this woman helped send the astronauts to the stars

October 14—Kathleen will be lecturing on *Temple Grandin*

Quilt- Bears Paw in PC as she fought for animal rights and autism

November—(date TBA, as Pat is traveling to Florida) I will be discussing a white slave in pre-Civil War America

Quilt-Civil War Baskets (if you need the pattern let me know)

December—(date TBA, depending on guild meeting date) I will lecture on Mrs. Claus, the woman behind the legend and her place in the suffragette movement

Quilt-you will make a miniature Christmas quilt of your choice

DEAR JANE

Donald has asked me what I think about starting a Dear Jane group at some point in time. If you listen to any lecture on Jane Stickley, you will hear, "*The Dear Jane quilt is the most started quilt in the world and the least finished.*" I definitely agree it is a quilt that needs to be a group project to give you incentive, motivation and innovative ideas on how to do the different blocks. There is no one way to do a block and we can all share our ideas in a group. Every person would make their own quilt, in their own color wave and fabric choice. You can do quilt as you go for putting the blocks together or give it out to a long arm quilter in the end. Many choices.

All this being said, first I need to know if there is any interest in such a group. I am not even sure how the group would run yet! . And yes, many years ago the guild did have a Dear Jane group and no, I never finished mine, so I am game!

If you are interested, please contact either Donald or me and let us know if you would like such a group.

Ellen

The annual Skyllkill Chapter of EGA Flea Market

Wednesday, July 12, 2023

Doors open at 9:00 AM, get there early for the best selection. Cash or check only.

Freedom Plains Presbyterian Church, 1168 State Rte 55, Lagrangeville, NY 12540.

If coming across the Mid-Hudson Bridge, continue straight on 44/55. When it splits - stay right onto 55 (towards Pawling). The church is on the right, through the 3 roundabouts in Lagrangeville. It is before you get to the Taconic. Total mileage from the bridge is about 8 miles.

The Market will be like the one held last year, and merchandise will be sold by the bag. It's likely there will be more than 1 size bag, but there will be no individual pricing except for some especially good quality items that will be at a separate table (like last year). Skyllkill Chapter,


EGA | Lagrangeville NY | Facebook Submitted by Pat Clark

BLOCK OF THE MONTH

STARBURST June 2023

We will make a 10 1/2" unfinished block taken from McCall's Quilting Magazine in May/June 2023 on pp.39-45. It was designed by Carol Moellers.

READ ALL DIRECTIONS BEFORE BEGINNING....



Fabrics: C = Blue or turquoise print: two 3"x5" rectangle, one 2 1/2" square

B = Black with white print: two 3"x5" rectangles, two 4 7/8" squares, four 2 1/2" squares

W = White tone-on-tone: four 2 7/8" squares

Preparation: Cut the two B 3"x5" rectangles on the diagonal in the same direction and cut the four W 2 7/8" squares on the diagonal.

Piecing the block:

1) Referring to the diagram, mark the right side of the 3"x5" C rectangle, 1/2" in from the upper left corner edge and on the lower right corner edge as shown. On the WRONG side of a B 3"x5" rectangle, mark 1/2" in from the upper right corner and lower left corner as shown. Draw a line connecting the dots on the wrong side of B. Place the B on the C with right sides together AND matching up the dots. (see diagram) Pin and stitch on both sides of the line using a SCANT 1/4" seam. Cut on the marked line and press to the dark. SQUARE this piece up to 2 1/2" x 4 1/2". Make sure diagonal seam is in opposite corners. Repeat with other pair of 3"x5" rectangles to make four of this unit.

2) With right sides together, sew a white triangle cut from the W 2 7/8" square to the right side of the B 2 1/2" square; Press to the B.

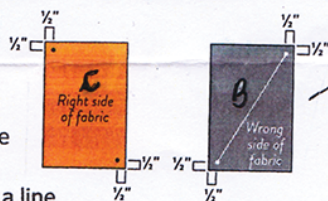
On the bottom of this unit, with right sides together, sew a 2nd W triangle as shown. Press to W2.

3) Using this unit, with right sides together, match it up with a triangle cut from the 4 7/8" B rectangle as shown. Stitch on the hypotenuse; press to B; check that this unit is now a 4 1/2" square. Repeat this process to get four half-square units.

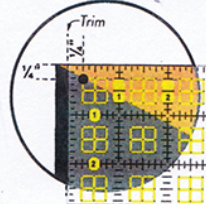
4) Lay out as shown.

Sew together in rows across; press in the direction Of the arrows; sew the rows together and press.


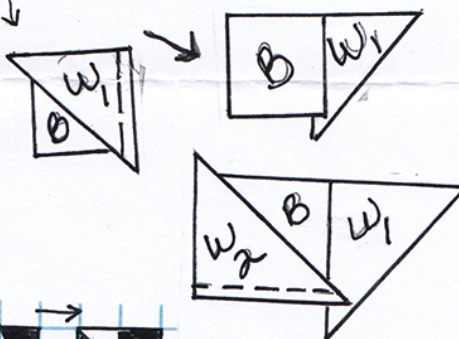

SQUARE UP to 10 1/2" and bring to the JUNE meeting OR Mail to Mary McLaughlin, 212 Dogwood Lane, Kingston, NY 12401. They will be raffled off at the June meeting.



Referring to the Trimming Diagram, line up ruler as shown and trim both units to 2 1/2" x 4 1/2" to make 2 unit 1's.



Trimming Diagram



Mary McLaughlin

Catskill Mountain Quilters Hall of Fame Summer Picnic Raffle Basket and Blocks

Each Guild in the CMQHOF is responsible to provide a raffle basket for the CMQHOF Summer Picnic, July 10 at CD Lane Park, Maple Crest, NY. ALL are invited to the picnic. Admission is \$1.00 which will include a raffle ticket. Additional raffle tickets can be purchased at the Picnic for \$1.00 each.

The Wiltwyck Quilters Guild's basket theme this year is the scenic Hudson River. Our membership comes from both Dutchess and Ulster County, divided by the scenic river.

Please bring any contribution for this basket to the WQG in person meeting on Saturday, June 17. I will be collecting them at the meeting. If you can't make the meeting please ask another member to bring your donation in for you or email me at noraquinlan@yahoo.com and we can make arrangements.

Some ideas of what to donate include fat quarters, jelly rolls, yardage, quilting and sewing tools, kits, items you have made, new books or magazines, trims, buttons, beads, collections of precut shapes, etc. All items should be new or in very good condition.

Fabrics and items themes can include:

Water

Sky

Bridges

Lighthouses

Mountain Views

Birding

Boating

Fishing

Nature

Local landmarks

Don't forget to also bring your CMQHOF block to turn in at the June WQG meeting to Hilda Pleva who is collecting them. They will also be collected at the Picnic in July. You will get a free raffle ticket for EACH CMQHOF Quilt Block Raffle you turn in.

Please be sure to give your name when you turn in your block so it will be matched to a raffle ticket. It's always suggested that you put your name in the seam allowance on the back of the block.

This year's block is a Double Star made with Civil War Era prints. Find the pattern on the CMQHOF website.

<https://www.catskillmountainquiltersshalloffame.com/patterns>

Nora Quinlan

Notes from the Spring meeting of the CMQHOF

The Catskill Mountain Quilters Hall of Fame Board met Monday, May 8, 2023 at the Erpf Center in Arkville, NY.

The meeting was called to order at 10:10 am by President Pat Clark.

Attendees were introduced.

Minutes from Oct. 22 meeting approved.

A request was made for volunteers to serve on the CMQHOF Board. At least one must be a CMQHOF inductee. all of the Board positions are open. Joyce Luby, WQG member, is on the nominating committee so if anyone is interested in being an officer, please contact her.

Forthcoming schedule of CMQHOF events:

Induction Judging (judges and sponsors only) June 5. Erpf Center, Arkville, NY

Summer picnic, July 10 at CD Lane Park, Maple Crest, NY. ALL are invited to the picnic. It is a fun day with a speaker and a pot luck.

Induction Ceremony, September 9 at RAG Center, Roxbury, NY

Fall meeting, October 2 at Erpf Center, Arkville. Wiltwyck Quilters Guild to host.

Admission to the Summer Picnic will be \$1.00 which will also include one raffle ticket. Additional raffle tickets will be sold and will cost \$1.00 each. Picnic will include a program with a presentation by local speaker, TBD.

Only two people were nominated for induction into the CMQHOF. Both will be reviewed by judges on June 5. Judy Craddock is making the arrangements for this meeting.

The board approved the renewal of the current insurance policy which covers exhibits, shows and meetings.

Discussion of upgrading framing of inductee signage and plaque and making sure all inductees are on display At Erpf Center.

The Board voted to change the status of the CMQHOF from a nonprofit or charity organization to a not for profit. CMQHOF didn't meet the criteria for Nonprofit or charity and will therefore save money in filing and be identified correctly legally.

New business: Discussion on ways to raise money for CMQHOF.

Reminder that the CMQHOF quilt block will be due at Summer picnic.

Meeting ended at 11:51 am. Attendees then enjoyed their lunch during a show and tell.

Submitted,
Nora Quinlan, r. 5/19/23