



NEWSLETTER

www.wiltwyckquilters.org

May 2023 Volume 49 Issue 5

ODDS AND ENDS

Spring is bursting at the seams and with that the bounty that our area has to offer. Consider visiting open air farmers markets, available in most towns each weekend. Remember free passes to many attractions are available at your library.

The Rosendale Library is once again offering their self guided Garden tour which will take place on Saturday, June 10th from 10-4. Tickets available now on line or by calling the library at 658- 9013. For \$25.00 you can enjoy a walking tour of local efforts to beautify our town and maybe get some ideas for a project you might try on your own.

My book selections this month are "*Belonging*" A daughter's search for identity through loss and love. It is the memoir of TV journalist Michelle Miller and worth the read. My fiction choices are "*The Porcelain Moon*" by Janie Chang and the "*Nature of Fragile Things*" by Susan Meissner.

Til next time,
Mary

Marie King from Gloversville is organizing a bus trip to Vermont Quilt Festival. For more info: <sewbusymarkie@gmail.com>

She also wants to plan one for the next Lancaster show.

MYSTERY QUILT

Some members of the Mystery quilt have sent me pictures of their quilts or quilt pieces. Please be sure that you send the picture you'd like viewed in the Show & Share to Willow a week before the May meeting.

I have enjoyed seeing some of the Mystery quilts. They all surprised me in ways I wasn't expecting. Some don't even look like they are made from the same pattern (even though they are). I can't wait for all of us to see them on Zoom, and hear a little bit about every one's experience while putting them together.

Donald

EXECUTIVE BOARD ELECTION

The election of Vice-President, Secretary and Parliamentarian will be held at the June meeting.

At this time we do not have candidates for the secretary and parliamentarian positions. Nominations can be made at the May or June meeting. The guild needs your help, please consider volunteering for one of these positions. The board members are a congenial group, and the meetings provide some laughter along with getting things done for the membership. The time commitment for either position is minimal. If you have any questions or would like to discuss the duties of the positions, please contact me at peggyjdp mama@yahoo.com

Peggy Smith

MINIATURE HISTORICAL QUILT GROUP

The next meeting of the Miniature Historical Quilt Group will be Saturday , May 6th at 10:00am on Zoom. The topic will be *First Lady Facts from Martha to Mamie*. It will be an interesting talk about what the past First Ladies contributed to our various traditions, the White House and their husband's presidency. Each First Lady left their signature (so to speak) on the position of First Lady and played a unique role in history. One kept a raccoon as a pet , another preferred to make it into stew for the President's dinner. Fun, facts and trivia about the First Ladies. Things we never knew. The quilt is *Signature Quilt* in Prairie Children and their Quilts. Hope to see you all then!

Send email to Carolyn at TiggerTurtle313@msn.com or call her at 845-853-3811

Hi Guild Members,

As many of you know the guild is getting together for our June meeting on the 17th. We are looking to find out how many will be attending so we can plan accordingly. We will have a breakfast/brunch of appreciation in the room off of the kitchen to start. Following that is our meeting and show and share in the auditorium. It was a suggestion and we love the idea for members to place their show and share along the front of the stage when they arrive for members to enjoy before we sit down to eat.

I would love to have an idea on what you might be bringing that morning so everyone doesn't wind up bringing the same thing. Along with that if you are available to help with either setup or take down I would appreciate it, please let me know.

PROGRAM NEWS 2023-2024

All programs are offered by Zoom unless stated otherwise. PLEASE SEE BELOW FOR 2023-2024 OUT-LINE.

Email Carolyn Boice at TiggerTurtle313@msn.com with any questions.

Here is also my reminder to send pictures to Willow for sharing at our next meeting. Not only of our classes but everyone does such great work and we would all love to see it.

I would like to report that the new activity director Lisa from Mountain Valley Manor started on April 3rd and on April 14th I was able to bring 39 quilts to donate from our community sew/others donated.

They were so happy to receive them. I had planned to have them delivered in March but the old director was no longer there and the new one had yet to start and we didn't want them lost in the shuffle.

Sunflowers galore! The flowers were beautiful from March workshop, I can't wait to see them all.

Shelley Cavanna of Cora's Quilts came to us from California via Zoom and presented on her stars. Her stitch and flip method for making dandelions was attended by 15 members, where we all got to put her technique to the test. We learned how to use her method to create stars without bias edges, what a fun informative class and lecture.

SAT MAY 20, 2023 -- ZOOM -- MJ Kinman -- Lecture: *Gems & Joy: The diamond quilts of MJ Kinman* --

The most beautiful gemstone captures light and reflects it back to us with unique brilliance, revealing its fiery personality. These are the divas and the drama queens of the gem world. Every one of them has a story to tell...just like people. This slide lecture and trunk show chronicle her story -- My 20-year adventure in learning how to create the biggest diamonds in the world in cloth.

www.mjkinman.com

Workshop: The Hope Diamond and Evelyn Walsh McLean with MJ Kinman -- The 18" pattern, inspired by the legendary Hope Diamond, is perfect for the confident beginner. I describe the technique they will learn as traditional piecing using freezer paper as a template. If students can put two pieces of fabric together with a quarter-inch seam allowance, they'll be able to successfully finish this large block. Workshop cost is \$30 for members and \$35 for non-members. We have pre-printed patterns and the freezer paper for those participating in the workshop.

SAT JUNE 17, 2023 -- IN PERSON -- End of the year -- Breakfast Brunch of Appreciation -- lets get together and appreciate one another. It has been a long time coming. Looking to do some food and follow it with a swap like we did last year, so get your stuff that needs to find a new home together. Please let us know you are attending so we can plan accordingly.

MOVING FORWARD WE ARE LOOKING AT BRINGING BACK SOME MORE TIMES TO GET TOGETHER! HERE IS THE PLAN (ROUGHLY) FOR THE 2023-2024 YEAR. PLEASE REMEMBER OCTOBER, JANUARY, FEBRUARY AND MARCH ARE STILL ZOOM PROGRAMS.

SAT SEPT 16, 2023 -- IN PERSON -- we will meet with Jacqui Clarkson and talk Sashiko, followed by her workshop. She offers 2 kits (\$25 each), one for a beginner and one for more advanced. The beginner kit has a preprinted fabric while the advanced one is blank and she will teach you to create your own design. You can sign up at anytime, let me know. I do have to have numbers to her by July so she has time to prep the kits.

SAT OCT 21, 2023 -- ZOOM-- lecture and workshop by Sally Miller. Sally is going to discuss the *Mile a Minute quilting technique* that she learned so many years ago and has perfected along with showing us her beautiful quilts. For our workshop we will be putting her lecture to the test. This will be a great scrap buster. She does not have a website but she does have a small you tube video called Just a Minute Quilts.

SAT NOV 11, 2023 -- IN PERSON, community sew -- *Quilts of Valor*. We are looking to finally be able to get together and do a project. So start looking to pull out your red, white and blue scraps. Between Covid and the snow, January has not been a good month to get anything done, hopefully this will help. This meeting is on the 2nd Saturday of the month due to the church not being available for the 3rd Saturday.

SAT DEC 16, 2023 -- IN PERSON December Brunch



PROGRAM NEWS 2023-2024, continued

SAT JAN 20, 2024—ZOOM -- *Every Last Crumb, An Adventure in Scrap Quilting with Brita Nelson* This is a fun, informative and inspirational trek to find the best way to handle a mountain of left-over fabric. Brita said she had over 30 years worth of accumulated scraps which threatened to take over her sewing room and consume her. She had to do something. Some of you may have the same problem. Here is how she managed to save herself and actually make some room in her fabric closet. With over two dozen quilts and projects, Brita will demonstrate some great ways to use that secret treasure hiding in your house. She will also cover basic color and contrast principles to make your scrap beauties really shine.

The Questioning Quilter – Information for Quilters with Questions

ZOOM WORKSHOP -- *"Crumbs to Quilts"* a 4-hour workshop (1230-430) where you will learn how to turn the tiniest scraps into a beautiful, quilt. Have you ever thought about making your own fabric? In this class we will discuss tint, tone, shade, value and scale to take your tiniest scraps and turn them into one-of-a-kind textiles. My simple, organized method for assembling your curated crumbs results in fabric that is part planned, part free-form and totally fun! We will use this new fabric to make a simple tulip block, but once you master this technique, there is no limit to what you can create.

SAT FEB 10, 2024—ZOOM -- *Traditional, Art, Modern – Notes from the Field with Maria Shell*

Interested in the current state of affairs in the larger quilt world? Join Maria for this fun and informative lecture that is a combination of Gonzo Journalism, humorous memoir, and history in the making. Maria will share her personal journey along with interesting moments in all three quilt genres. What does it mean to be a 21ST Century Quilter? Come to the lecture to find out. - Maria Shell

WORKSHOP PART 1 – ZOOM -- *Riffing on Tradition – Exploring Design Elements with Quilt Blocks*

Using the traditional quilt block as a foundation for our art, we will explore new territory in making contemporary quilts. We will take simple traditional quilt blocks and blow them up, repeat them, distort them, and in the end create fabulous new compositions.

SAT FEB 17, 2024—**WORKSHOP PART 2** (12:30-03:30) -- ZOOM -- *Riffing on Tradition*

SAT MAR 16, 2024—ZOOM – Teresa Duryea Wong will present her *Sewing and Survival – Native American Quilts from 1880-2022*. Teresa besides being a quilter is an author and historian and will bring us another look into quilt history.

Teresa Duryea Wong – Author

NO WORKSHOP

SAT APR 20, 2024 -- IN PERSON - Member led workshops

SAT MAY 18, 2024 -- IN PERSON - Member led workshops

SAT JUNE 15, 2024 – IN PERSON – activity TBD

Carolyn Boice <TiggerTurtle313@msn.com>

BY-LAWS PUBLICATION

The newsletter will present the new By-Laws for the last time. You can find them at the end of the regular newsletter, starting on page 7. Please be sure to read them. They are the basis for how our Quilt Guild operates.

Jackie

WQG CHALLENGE FOR 2023

Quilt Magazine Challenge:

Here's how it works. Pick a magazine (old or new) and open to page 38. See what inspires you to create something (mug rug to king size) on that page. (And if the first magazine doesn't inspire you, you can always pick a different magazine and try again!)

Be sure to keep track of what magazine you used, or at least page 38 of it! At our May meeting we will reveal what we created. Since the May meeting will have a Zoom component, we will be able to show pictures of both the creation and the inspiration.

Please send me pictures of both your inspiration (magazine page 38) and creation by April 29, 2023 so they can be added into a PowerPoint presentation for the May meeting.

If you are participating, please send me a quick email to let me know so that I can contact you if there are any changes or updates. I can be reached at yourmemorykeepers3@gmail.com

Thank you to those who have sent me their information so far.
I am looking forward to seeing your inspired creations!

Grace Moone

Here is the 2022-2023 Membership Service Pins Awardees:

5 Years: Barbara Hayes, Donald Kenly III, Willow Olson

10 Years: Marie Gerard, Kathleen Grambling, Jackie Purdy, Bonnie Reyero, Mary Tyler

20 Years: Sarah Kessenich, Vicki Lienau, Debbie Martin, Mary Pietkiewicz

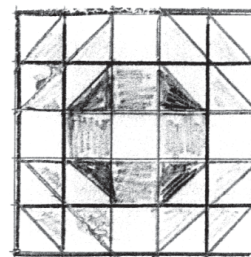
Susan Stepp, Anna Wang, Dolly Woden

NEWSLETTER ARTICLES

Please send all articles to be placed in the newsletter by the Friday following the meeting. This will give me time to get the newsletter done before the deadline. Either send your article via email to jf.wiltwyckguildnewsletter@gmail.com or snailmail it to me at **J. Ferrara, 165 Lily Lake Road, Highland, NY 12528. Please use a universal format, or write directly into your email.**

BLOCK OF THE MONTH

April/May 2023 ("Blueberry Lemonade is continuing into May. If you've made a Blueberry Lemonade, make a Blueberry Limeade or send me your practice block, anytime before May 20")
BLUEBERRY LEMONADE (OR LIMEADE)



We will make a 10 1/2" unfinished block designed by Marie Fuselier. It appeared in Love of Quilting magazine in Jan/Feb 2021 on pp 46-51.

READ ALL DIRECTIONS BEFORE BEGINNING MAKE A PRACTICE BLOCK FIRST

Fabrics: 1) White tone-on-tone or white on white: one 6 3/4" square, four 3 3/8" squares and five 2 1/2" squares
2) Blueberry blue: two 3 3/8" squares and four 2 1/2" squares

3) Yellow print (or a lime green print): one 6 3/4" square, two 3 3/8" square
PICK EITHER YELLOW OR GREEN BUT NOT BOTH...

Preparation:

- 1) On the wrong side of the four white 3 3/8" squares, mark a diagonal.
- 2) On the wrong side of the 6 3/4" white square, mark BOTH diagonals

MAKING EIGHT AT A TIME TRIANGLE-SQUARES

1) Place the 6 3/4" white square with the 6 3/4" yellow square, right sides together. Stitch 1/4" on both sides of each of the two diagonals.

2) Cut this unit vertically and horizontally in half to make four sections; then cut along the marked line in each section to get a total of eight triangle-square sections; Press to the dark and square up to 2 1/2"

MAKING THE OTHER TRIANGLE-SQUARES

1) With right sides together, match up each of two 3 3/8" white squares with a 3 3/8" blue square; repeat with two more 3 3/8" white squares and two yellow 3 3/8" squares. Sew 1/4" on both sides of the diagonal; cut on the line and press to the dark; square up to 2 1/2".

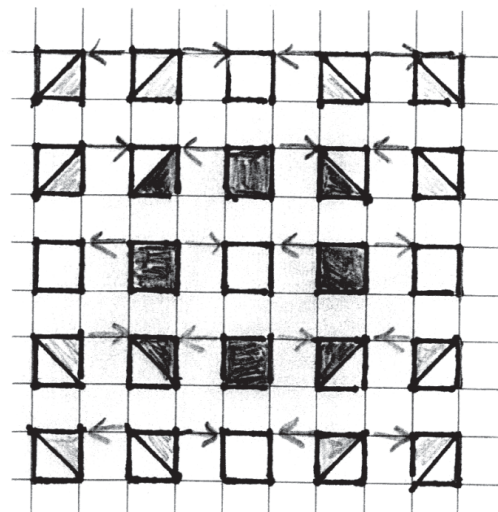
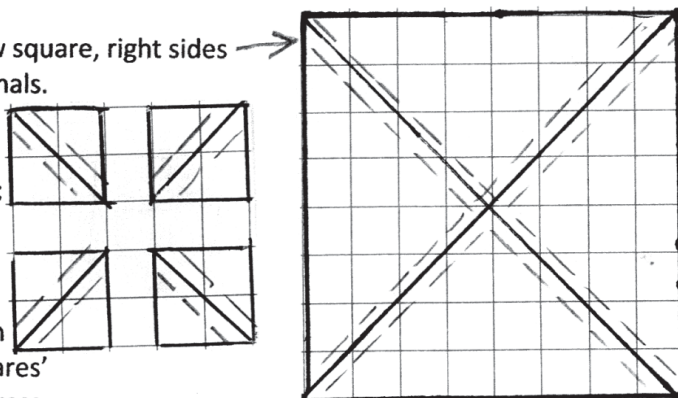
At this point you should have: twelve 2 1/2" yellow/white and four 2 1/2" blue/white triangle-squares.

SEWING THE BLOCK

Lay out, as shown; sew the rows across and press in the direction of the arrows. At this point, make sure each row is 10 1/2" in length and 2 1/2" high. Sew the rows together and press in one direction.

SQUARE UP TO 10 1/2" and sign your name in the seam allowance.

Mail to: Mary McLaughlin, 212 Dogwood Lane, Kingston, NY 12401



Bylaws of The Wiltwyck Quilters Guild

Article I

The name of this organization shall be the Wiltwyck Quilters Guild.

Article II

Purpose

The purpose of this organization shall be to preserve traditions and history of quilt making. To foster an awareness of and be receptive to creative innovations in the art. To promote and sponsor interest and appreciation in all areas of quilt making among our members and the general public, and to promulgate fellowship and the exchange of ideas.

Article III

Members

- Section 1: Anyone shall be eligible for membership.
- Section 2: The annual dues shall be payable by all members on or before the September meeting date, or September 1st if there is no September meeting. Dues shall not be refundable. The Executive Board shall determine dues to meet the operating expenses of the guild, and shall notify the membership of the annual dues at the May meeting.

Article IV

Chapters

Members of the Wiltwyck Quilters Guild shall be encouraged to form autonomous affiliated chapters. The purpose of the chapters shall be to meet the individual needs of members and assist in the functioning of the Guild. The Guild will supply assistance to the Chapters.

Article V

Officers and their duties

The officers of the Guild shall be President, Vice-President, Secretary, Treasurer and Parliamentarian.

- Section 1: The officers shall be elected at the meeting in June, shall take office commencing July 1, and serve for a two year term. No member shall be eligible to serve more than two consecutive terms in the same office. However, if no candidate is available for an office, the nominating committee shall have the power to ask an officer to stay on for an additional term.
- Section 2: The President shall:
 - a. Preside at all meetings of the Guild and be Chairperson of the Executive Board.
 - b. Be Chief administrative Officer of the Guild and make a report of the work of the organization at the June meeting.
 - c. Appoint the Chairperson of each Standing Committee and Special Committee, with the approval of the Executive Board.
 - d. Be ex-officio member of all committees except the Nominating Committee.
 - e. Be authorized to sign the checks of the Guild.
- Section 3: The Vice-President shall:
 - a. Assist the President in all matters and in the absence of the President shall serve in the order of that office and perform such duties as assigned to the President.
 - b. In case of resignation, or removal of, the President, the Vice-President automatically assumes the Office of President.
- Section 4: The Secretary shall:
 - a. Record the minutes of regular, special, and Executive Board meetings, and present them at the following respective meetings.
 - b. Maintain a file of all meeting records for reference.
 - c. Be in charge of any communication given to her/him by the officers or members of the Board and answer inquiries concerning the Guild and related matters.
 - d. Maintain a file of all correspondence, inquiries and reports for reference of her/his office.

- Section 5: The Treasurer shall:

- a. Have charge of all funds of the Guild, receive dues, deposit receipts, and disburse monies upon authorization of the Executive Board
- b. Make reports at the General Meetings as to the status of the treasury
- c. Be prepared to present financial records of the Guild for an annual audit
- d. Be authorized to sign checks of the Guild

Article VI

Nomination and Election

- Section 1: The Nominating Committee shall consist of:

- a. The Parliamentarian, who will serve as Chairperson

- b. The immediate past President

- c. Three members from the active membership.

- d. The Executive Board shall fill any vacancies in the Nominating Committee

- Section 2: The Nominating Committee shall meet at the December meeting and begin to prepare a proposed slate of officers and present it to the Executive Board at the March meeting. The list of nominees shall be filed with the Secretary and be presented to the membership at the April meeting. The slate shall also be published in the April and May newsletters

- Section 3: Nominations for office may be made from the floor at the April, May and June meetings, and shall be accompanied by the written consent of the nominee.

- Section 4: The election shall be by voice vote, except when a nomination is contested, in which case the vote for the contested office shall be by ballot provided by the Secretary.

Article VII

Meetings

- Section 1: There shall be eight to ten meetings per year to be held between September 1st and June 30th

- Section 2: A quorum shall be fifteen percent of the active membership.

Article VIII

Executive Board

- Section 1: There shall be an Executive Board consisting of the elected Officers, the immediate Past President, and Chairpersons of the Standing Committees. The Officers of the Guild shall be elected at the June meeting.

- Section 2: Membership on the Executive Board in any capacity shall be limited to eight consecutive years.

- Section 3: Five members of the Executive Board shall constitute a quorum.

- Section 4: The Executive Board shall have full control and management of the affairs, funds, and property of the Guild.

- Section 5: Vacancies on the Board shall be filled by the Executive Board for the unexpired terms, with the exception of the office of President.

- Section 6: Unless otherwise ordered by the Board, regular meetings of the Executive Board shall be held prior to each general meeting. Special meetings of the Board may be called by the President and shall be called upon the written request of three members of the Board or ten members of the Guild.

Article IX

Standing Committee

- Section 1: The chairpersons of all Standing Committees shall be appointed by the President with the approval of the Executive Board.
- Section 2: The duties of the Chairperson of each Standing Committee shall be to appoint committee members, serve on the Executive Board, and assure fulfillment of Committee responsibilities.
- Section 3: the Standing Committees shall be
 - a. Membership
 - b. Newsletter
 - c. Program
 - d. Quilt Show
- Section 4: Special Committees, not to serve on the Board, but to report to the Board, shall be:
 - a. Publicity
 - b. Librarian
 - c. Historian
 - d. Community Service
 - e. Hospitality
 - f. Meeting Raffle
 - g. Web Master

Article X

Property

- Section 1: The title to all property, funds, and assets of the Guild shall at all times be vested in the Guild for the joint use of the members, and no member or group of members shall have any severable right to all or any part of such property.
- Section 2: In the event this Guild should be dissolved, after payment of all outstanding bills, the Executive Board shall have final authority for disposition of its property, funds, and assets.

Article XI

Parliamentary Authority

The rules contained in the current edition of Robert's Rules of Order, Newly Revised, shall govern the Guild in all cases to which they are applicable and in which they are not inconsistent with these Bylaws and any special rules of order the Guild may adopt.

Article XII

Amendment of Bylaws

These Bylaws may be amended or revised at any regular meeting of the Guild by a two-thirds vote of the active membership present, provided that the proposed amendments had been publicized in the newsletter, email, or on the website for two months prior to voting.

Adopted: September 18, 1978

Amended: November 21, 1981 May 23, 1981 May 7, 1983

Revised: May 4, 1985

Amended: October 19, 1991 November 16, 1996 Revised: May 20, 2000 Amended: November 19, 2005 May 19, 2007

March 21, 2009

May 15, 2010 June 17, 2017