



## NEWSLETTER

[www.wiltwyckquilters.org](http://www.wiltwyckquilters.org)

November 2021 Volume 47 Issue 3

### **PRESIDENT'S MESSAGE**

There has been some chatter about membership and dues lately. After discussion with the board I decided to write about membership dues this month.

What do we get for our dues? Plenty! Dues pay for obvious things like presenters and the newsletter, stamps, envelopes and our longevity pins. Then there is insurance, church "fees", our zoom license, dues to NYSQC. Also we have purchased equipment: our new speaker, hospitality supplies, irons, ironing boards, extension cords, And sometimes our in house classes have minor costs. AND laying out money to produce our quilt show. In other words, everything that goes into making the guild a pleasant and productive experience.

(Certainly since Covid some of these costs have not occurred and for 1 year we did not collect dues.)

***It has been decided that those members who have not paid their dues by the November guild meeting will not be receiving newsletters, email, access to the "members only" web page, or zoom links. An interruption of membership also changes your years of belonging to the guild.***

We realize there can be situations that preclude dues payment. If you are unable to pay dues our policy allows for the board to make exceptions. Please contact a board member should this be the case.

We are always looking for ways to expand membership. If you have any ideas about this please let me know. Some ideas are in the works.

I hope this clears up some things.

Stay well. See you in November on line.

Theresa

### **NEWSLETTER ARTICLES**

Please send all articles to be placed in the newsletter within one week following the meeting. This will give me time to get the newsletter done before the deadline. Either send your article via email to [jf.wiltwyckguildnewsletter@gmail.com](mailto:jf.wiltwyckguildnewsletter@gmail.com) or snailmail it to me at **J. Ferrara, 165 Lily Lake Road, Highland, NY 12528. Please use a universal format, or write directly into your email.**

## **PROGRAM NEWS 2021-2022**

All programs will be offered by Zoom until further notice. Guild Zoom link will be sent several days before the meeting. Email Linda Armour to sign up for the November workshop. All workshop information can be found on our website.

SAT OCT 16 - Bobbie Bergquist educated us about "Not Your Traditional Quilting Techniques" in spite of some technical difficulties. The half-day workshop following her presentation, Three Ways to "Quilt as You Go" in Small Spaces, was rescheduled to Saturday, October 30 from 10 am - 1 pm, due to the technical difficulties.

SAT NOV 20 - Karen Combs: Presentation/trunk show - ***You Bought That Where?*** Half-day workshop following presentation: ***Chip Out of Every Block***. Guild workshop fee, \$20 payable by check to Wiltwyck Quilters' Guild. Email Linda Armour to sign up. Karen Combs workshop supply fee, \$10 for pattern. Payment information to Karen is in the supply list. Workshop supply list: <https://www.karencombs.com/class-detail.php?ID=7> This workshop was rescheduled from last spring. Eleven who signed up last spring are automatically signed up for this one. Only a few more spaces remain.

SAT DEC 18 - Holiday Meeting

SAT JAN 15 - Community Sew. Details TBA

SAT FEB 19 - ***Member-Led Workshops***. Four members have volunteered to lead workshops. Dates and times will be flexible, and not necessarily take place on the same day/date. This will allow members to take multiple workshops if they want! Details next month.

**TWIN QUILT PROJECT** - No coordinator has been found. Quilt tops and fabric will be distributed to those wishing to finish the quilts for charities.

***Ulster Savings Bank in Gardener hosts Dolly Woodin's show that displays quilts made to be donated. Show runs from 12/3/21- 1/12/22. Please get quilts to Dolly by Thanksgiving. She will add sleeves. Quilts need to be smaller than twin size. Quilts need your name and to whom the quilts will be donated. Dolly will return quilts to you. Contact Dolly at 845 255-6877***

***Roses are red, violets are blue,  
Go get your shot, so you don't get the flu.***

## SHOW AND SHARE

To assist in the efficiency of the Show & Share portion of our meeting, we are providing the opportunity to email photos of your quilts and projects. I will put the photos in a slide show format and screenshare the quilts/projects during our meeting. You will also have the opportunity to discuss your quilt/project when the slide is displayed.

Please include:

- email Subject: "Show & Share"
- Your name
- Attach photo(s) – the full quilt, optional: close-up areas you'd like to highlight, etc.
- Description (optional)

Send to: Bearpaw217@gmail.com

If you need some assistance, please feel free to call or text: (518)779-8927.

If you'd prefer the option to mail a photo to me for Show & Share, please send it to:

Willow Olson  
18 Arendal Lane  
Greenville, NY 12083

Best to you!  
Willow Olson



## BOOK SUGGESTIONS FOR THE MONTH

**Roar** by *Michael Clinton*, non fiction. Reimagine yourself, Own who you are, Act on what's next, Reassess your relationships. This non fiction work proves what we all have come to know. First jobs are no longer forever, second careers in a different field are the blessing of senior life. Seniors have good work habits and working or volunteering stimulates brain function and keeps those joints moving along. The message is "don't hang up your cleats too soon."

Also **Taste** by *Stanley Tucci* is the book version of his travels thru Italy as first seen on CNN. A great treat in either version.

**Defending Britta Stein** by *Ronald H. Balson*, historical fiction about a Danish hero during World War II. Excellent history lesson and profile in courage.

**The Summer Seekers** by *Sarah Morgan*, three ladies seeking adventure including one who is eighty.

Mary Tyler



## **PLACEMAT PROJECT**

We would like to extend our sincere appreciation to all members who so generously donated to the Placemat Project. As we are winding down we have collected 387 placemats, and more coming in each day. They will be photographed and then delivered to the *Ulster County Meals on Wheels* program. Our goal is to provide some additional holiday cheer to their guests and also give our members a project that inspires them while doing community service. Delivery is sometime in November and every single mat is important .

Your placemats have been photographed and added in an album on Facebook. Please take a moment to look at all the good work donated by our members.

***Drawing for the mystery prize will be at the November meeting.*** Remember you have to be in it to win it. Questions can be directed to [bearpawquilt217@gmail.com](mailto:bearpawquilt217@gmail.com) or [marycodytyler@yahoo.com](mailto:marycodytyler@yahoo.com)

Willow and Mary

## **ODDS AND ENDS** *(from Mary Tyler)*

As we all know most in person quilt shows have been cancelled until later next year. For those of you hungry for something close, check out AQS slideshows on You tube. Not the real thing but like most everything else, brought to our homes by Zoom Presentations. They are over an hour long and worth a look.

*Bear Creek quilting has 58 pages of free quilt patterns. They are easy to deal with and have great customer service.*

When you make the list of things you no longer do, make it based on ability and common sense, not on fear.

Life is under no obligation to give us what we expect. (Margaret Mitchell)

## **MYSTERY QUILT**

***The Myvstery quilt is on pause for now.*** I apologize about the delay, but know I will continue to work on my current project until it is ready to share, or make a new one.

Either way, I want everyone to know that there will be quilt directions coming as soon as I know the project is both fun and has accurate instructions.

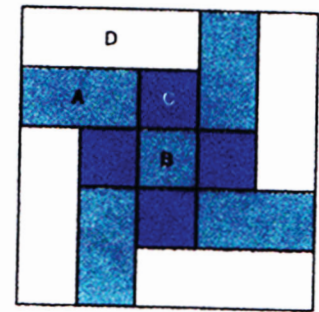
Thank you all for waiting patiently,

Donald

# BLOCK OF THE MONTH November 2021

## Summer Splash

We will make a 10 1/2" unfinished pieced block. It appears in Quilter's World Summer, 2019 on p.80. The block and table runner were designed by Tricia Lynn Maloney.



READ ALL DIRECTIONS BEFORE BEGINNING MAKE A PRACTICE BLOCK FIRST

Fabrics: White and blue print: A= four 2 1/2" x 4 1/2" rectangles and B=one 2 1/2" square  
Blue tone-on-tone: C=four 2 1/2" squares  
White on white: D=four 2 1/2" x 6 1/2" rectangles

### Sewing:

1) Sew an A to a C and press to the square. Repeat to make Four AC units.

2) Sew a D to the AC unit as shown. Press to AC. Repeat with the other AC units to make a total of four units. Measure each So that each of these is 4 1/2" x 6 1/2"

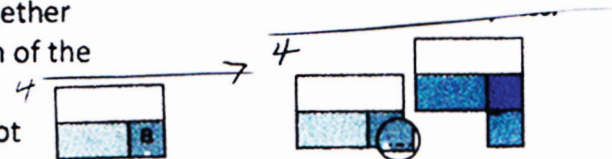


3) Mark a dot in the center of ~~one~~ <sup>working</sup> side of the B square as shown.




4) Using B and the four block units: place B right sides together on the C square of the unit with marked dot on the bottom of the unit as shown:

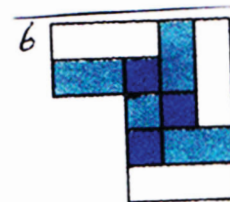
With B on top, stitch from the outer edge to the marked dot as shown to make a partial seam; press.



5) Stitch a block unit to the right side of the above as shown; press.



6) Sew a third block to the bottom edge; press.

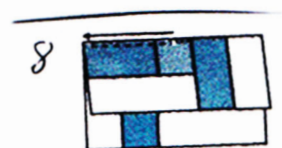


7) Fold back the first block unit at the partial seam and Sew the last block unit to the left edge of the base. Press.

8) Complete the partial seam from B to the outer edge to com

9) Square up to 10 1/2" and sign your name in the seam allowance. Put in a business envelope and mail to:

Mary McLaughlin, 212 Dogwood Lane, Kingston, NY 12401  
Do this by the next meeting in November.



**The Sept/Oct Block of the Month was won by Donald Kenly**