



## NEWSLETTER

www.wiltwyckquilters.org


April 2021 Volume 46 Issue 4

### PRESIDENT'S MESSAGE

As we celebrate the arrival of spring I am pleased to report that the attendance at our zoom meeting was 52, the largest number yet. Even better, we welcomed two new members this month and the return of some members we have not seen in awhile. Our group is not only getting larger, but are more engaged and animated than ever. Although some restrictions may last awhile longer we are rising above it all as a group and my wish is that we continue to grow, celebrate new members and recognize long term members who have given a lot to make our guild what it is today.

As we celebrate National Quilting month, I invite you to try a new project, reach out to another member and not take yourself too seriously. Please, let's keep this energy moving!

'Till next month,  
Mary



### MAY ELECTION OF OFFICERS

The proposed slate of officers for the term beginning July 1, 2021

President	<b><i>Theresa Pabon</i></b>
Vice- President	<b><i>Willow Olson</i></b>
Treasurer	<b><i>Connie Brewer</i></b>
Secretary	<b><i>Mary Tyler</i></b>
Parliamentarian	<b><i>Peggy Smith and Pat Williams</i></b>

### SOMETHING OF INTEREST: HISTORY PRESERVED IN QUILTS

by Sharon Historical Society, Sharon Springs, NY Monday, April 12, 2021 7:00 PM to 8:00 PM EDT

<https://www.eventbrite.com/e/history-preserved-in-quilts-registration-147189328243>

### NEWSLETTER ARTICLES

Please send all articles to be placed in the newsletter within one week following the meeting. This will give me time to get the newsletter done before the deadline. Either send your article via email to [jf.wiltwyckguildnewsletter@gmail.com](mailto:jf.wiltwyckguildnewsletter@gmail.com) or snailmail it to me at **J. Ferrara, 165 Lily Lake Road, Highland, NY 12528**. Please use a universal format, or write directly into your email.

## **NEW MEMBERS**

### **Lily Neu**

511 Beaverkill Road  
Olivebridge, NY 12461  
(845) 625-9601  
alwaysneu1@gmail.com

### **Johanna Whitton**

32 Story Lane  
Clinton Corners, NY 12514  
(718) 614-5800  
johannawhitton@outlook.com

**C** – call someone you are out of touch with

**O** – open your eyes to the arrival of a new season

**V** - vaccinate to protect yourself and your family

**I** – improve your body and your mind

**D** - Dance even if there is no music.

## **PROGRAM NEWS 2020 - 2021**

**SAT MAR 20** - We had a lively presentation, Q & A, and discussion with Sharon Waddell about NYS applique quilts and patterns. Check out our Facebook page for some links recommended by Sharon.

Thank you to member Debbie Martin for offering the clothesline bowl workshop. Check out our Facebook page for photos from the workshop.

**SAT APR 17** - Karen Miller of Redbird Quilt Co will offer an Aurifilosophy lecture and trunk show followed by a half day free motion quilting "A Quilter's Doodles" workshop. Rescheduled from spring 2020. Class nearly full. Contact Linda Armour asap. For more info on Karen: <https://redbirdquiltco.com/>

**SAT MAY 15** - Sheri Ciffaldi-Morrill from Wholecircle Studio will offer a Content, Concept, and Quilts, presentation and trunk show.

**SUN MAY 16** - Hawaiian Inspired Needle-Turn Applique workshop with Sheri. Full day, 10 am - 4 pm. Workshop fee \$40. All workshop information is available on our website. Contact Linda Armour to reserve your space. For more info on Sheri: <https://www.wholecirclestudio.com/>

**SAT JUNE 19** - End of year meeting.

## **TWIN QUILT PROJECT**

Quilts kits are available for cutting and piecing. Tops, backs, and batting are available for quilting and binding. Contact Linda to arrange for pick-up.

A dozen quilts were dropped off recently at Darmstadt Shelter in Kingston. Another batch is ready to go to Northeast Trauma. THANK YOU!

**ODDS AND ENDS** (from Mary Tyler)

Stonecrop Farm is a lovely and large garden space located in Cold Spring NY a little more than an hour from Kingston. It is a wonderful garden to walk as it adjoins a horse farm and all the flowers are labeled and arranged by color. The garden is closed for now but a good day trip to put on your post pandemic to do list. For now you can see a short but lovely aerial tour of the property designed to get you into "spring mode". Fortunately it is located not far from Boscobel. If the house is not open for touring yet, the grounds and view of the Hudson is magnificent.

*Fight for the things you care about but do it in a way that will lead others to join you* . Ruth Bader Ginsburg



**Book selections** – For fiction I chose "The Power Couple" by Alex Berensen. A fast moving, twisty turning book with a surprise ending. For non-fiction ."The Hill we climb" by Amanda Gorman, the newest, youngest poet laureate of the United States. Her presentation at the inaugural address was outstanding.

*At the end of the day, at the end of the month, at the end of my life I want to know that I have contributed more than criticized.* (Brene Brown)

For those interested in short talks on a wide variety of subjects I highly recommend "TED talks". These are free to view, short and very well done. This is another way to learn something new from professionals who have a lot to offer. For starters, Brene Brown's "Call to Courage" is a great beginning (Netflix).

Hudson Valley Seed Library is located in Accord New York. Started by a group that was interested in preserving heirloom seeds for eternity some years ago, they continue to grow and gain support. Their catalog boasts vegetable and flower seeds and many varieties that will be totally new to you. They also promote their seeds by having a contest for artists to submit a painting that could become the cover of a seed packet. This is worth checking out even if you are not a gardener.

Can you believe that there are 3200 magazines available to read on line with your library card?

What's that you said: "*I have nothing to read*"? Best of all, free for the log-on.



*Thoughts become things; choose the good ones* (www.tut.com)

Any members who have not yet found a vaccine appointment should google **vaccinateulster**. They will respond promptly with an appointment. If you need help or don't have a computer please call me and I will help you (338-9171).

I have a half dozen books from Dolly that are about American quilting. Anyone who would like them or one of them should contact me by phone or at [marycodytyler@yahoo.com](mailto:marycodytyler@yahoo.com) I would like to welcome Dolly Wodin back to New Paltz after wintering in Florida. She is doing well and I am happy to share that she has made 45 quilt tops for the groups she is in.

SCRAMBLEFILLER ANSWERS: **FEATHERED STAR, NINE PATCH, WIDE BORDER**



# BLOCK OF THE MONTH

Daisy Crazy or as Barbara Brackman calls it: **BROKEN DISHES**

We will make an adapted 10 1/2" pieced block which appears on p. 33 of *The Quilter's Magazine*, May 2003 and designed by Michelle Crawford.

READ ALL INSTRUCTIONS BEFORE BEGINNING AND MAKE A PRACTICE BLOCK FIRST.

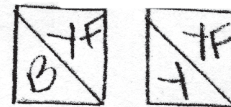
- Fabrics: BF: medium blue floral print: four 3" squares  
 B: medium blue tone-on-tone or solid: four 2 1/2" squares and one 4" square  
 YF: yellow floral print: two 4" squares  
 Y: yellow tone-on-tone or solid: four 2 1/2" squares and one 4" square  
 W: white tone-on-tone or solid: four 3" squares

### Block Assembly:

1) Draw a diagonal line on the wrong side of the four white squares. Place a white square, right sides together, with a 3" medium blue floral print square. Stitch 1/4" away from each side of the marked line. Cut apart along the line to yield two half-square units. Press to the dark and square up to 2 1/2". Repeat with the other three 3" squares to yield eight 2 1/2" half-squares.



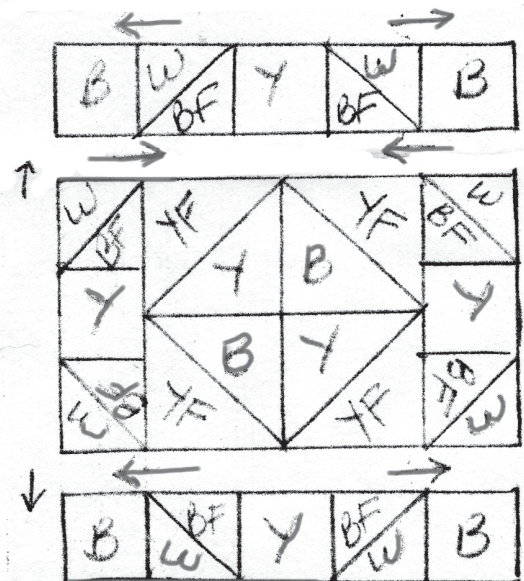
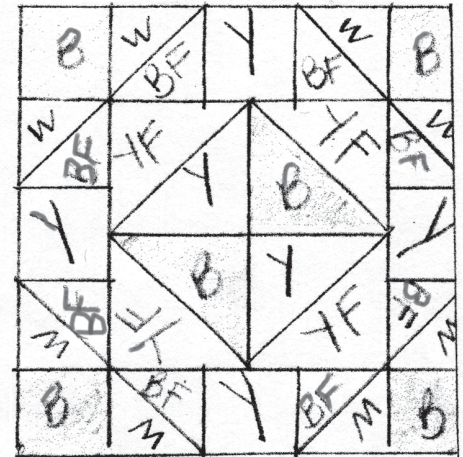
2) Draw a diagonal on the wrong side of the two YF squares. Place a YF print right sides together with a Y and a YF with a B, right sides together. Stitch 1/4" away from each side of the marked line. Cut apart on the line to yield two half-square units of YF and Y and two half-square units of YF and B. Press one pair to the YF and second pair to the solid. Square up to 3 1/2".



- 3) Noting which way the units are turned, sew together the center four patch.  
 4) Sew a 2 1/2" Y square in between two W/BF half-squares; repeat this three times to yield four units. Lay out as shown and sew together as shown.

Very important: Square up to 10 1/2" if you've make a practice block, check this one out first.

5) Sign your name in the seam allowance and mail to:  
 Mary McLaughlin, 212 Dogwood Lane, Kingston, NY 12401  
 by the day of the April meeting.





## **NEWS FROM Catskill Mountain Quilters Hall of Fame**

The Officers of the CMQHF continue to meet the challenges of pandemic restrictions. They are to be congratulated, especially our own Pat Clark who serves as President and recently sent the following report. Do check the Hall of Fame Facebook Page with its great posts from members, especially Sharon Vrooman and Judy Craddock.

### **CMQHF Report**

***With the continuing situation due to the pandemic, the Board members corresponded via email and phone. Putting safety first, it was agreed on the following:***

- ***There will be no Spring meeting 2021***
- ***There will be no Induction in 2021 – it will be held in 2023. Induction in-person activities like judging are usually held in early June, which was thought to be too risky due to the date.***

Looking forward to better times, we hope, it was felt that we should combine the Summer (picnic) meeting with the Fall meeting. The goal is to have an outdoor meeting, possibly the end of August or in September. The decision on how to proceed on this combined meeting will be done in the first half of July and communicated to everyone. The then current safety protocols will be observed. (NOTE: Wiltwick Quilters Guild has offered to host this event.)

***This is an election year for the Board. The current officers are willing to stay on. However, if anyone wishes to run for an office please contact Judy Craddock (committee chair) with nominations. The final confirmed slate will be announced and the voting will occur at the combined Summer/Fall meeting.***

At the Spring meeting we normally chose a charity project, but we will continue to let the guilds decide which charities they wish to focus on. Many are making face masks for donations to organizations in their communities, others are making placemats for Meals on Wheels due to the large number of deliveries with Covid homebound. Please address the needs in your local community.

A further update will occur this Spring, and any guild wishing to share information across the membership is invited to submit articles to me (Pat) for inclusion. In addition, if any guild would like to have a 'social hour' with their membership via Zoom, I am willing to host it for you and help set up and run your meeting. It isn't hard or scary. Show and Tell is usually the highlight of these informal get togethers and being able to talk to friends can be especially uplifting. Just let me know.

### **Officers:**

President: ***Pat Clark 845-297-3160 clrkquilt@yahoo.com***

Vice President: ***Judy Craddock 518-989-1246 jgcrad72@gmail.com***

Secretary: ***Sharon Vrooman 518-295-7753 shavroo53@yahoo.com***

Treasurer: ***Ellen Adams 607-363-7414 ellenthesequel@yahoo.com***

Historian: ***Debra Steup 518-622-2270 yoyo25cat@gmail.com***

Facebook Contact: ***Hilda Pleva ( hpleva@gmail.com )***

***Hildegard N.Pleva***

***Hpleva@gmail.com***

***Facebook***

***Www.ContemplativeHorizon.blogspot.com***