



NEWSLETTER

www.wiltwyckquilters.org

March 2021 Volume 46 Issue 3

PRESIDENT'S MESSAGE

As you all know we have had to make many changes to continue to connect with one another during this difficult time. I have heard from members who are not getting the benefit of emails or the newsletter. I am asking all members to check their contact information to be sure that we have your correct email, phone number or address. Let us know the best way to get in touch with you. As always, if you prefer to receive the newsletter by mail please let us know that as well. Also, meeting notifications are sent out on the Tuesday and Friday before the meeting. If you do not get yours please call me and I can resend. Also please check your spam folders .

We all look forward to "in person" meetings but I hope you will take advantage of zoom meetings and classes until then. Linda and Caroline have some good classes coming up. Please support their efforts and join us for some fun.

We also need volunteers to lead the guild in the fall. Co-chairing has worked out well and I hope that you will consider joining the effort to make our guild grow and thrive.

Til next month
Mary

MYSTERY QUILT

I want to thank everyone who participated in the Mystery quilt this year and for the positive comments once the Mystery was revealed.

I will also be emailing a survey to help me adjust and make plans for showing our quilts in June as well as creating next years Mystery Quilt.

I can't wait to hear back from you, and wish you happy quilting
Donald

ODDS AND ENDS

I choose....

To live by choice, not by chance.

To be motivated, not manipulated

To be useful, not used

To choose self esteem, not self pity

I choose to listen to my inner voice and not the random opinions of others

Iyanla VanZant

Rosendale Theater is still streaming old movies for those that are interested. It is a community supported theater and well worth the small price of viewing. Treat yourself to a movie and a bowl of popcorn with family.

Book selections "The Four Winds" by Kristin Hannah. Although her fictional books typically have a strong female protagonist they are also heavy in the history of a particular era.

This one centers around the depression, drought in the plains and people forced to work for literally no money and be at the mercy of big farmers. For non-fiction I am planning to read "Between Two Kingdoms" a memoir by Suleika Jaouad, an account of her post cancer journey for 100 days thru 33 states.

I have been enjoying Stanley Tucci – Searching for Italy on CNN on Sunday evenings. He explores the cuisine as well as the history of different regions of Italy.

The community service group that used to sew on the Monday following the meeting has been suspended for the pandemic. Please share your suggestions on how this could be restarted and whether you can sew wheelchair pockets (pattern on our website) so they can be donated to local nursing homes. I would like to recognize Anita Rowell for doing this for many years, we appreciate her efforts.

Mary Tyler



NOMINATING COMMITTEE

Guild Officers

It is time to nominate guild officers for the next 2 years. Volunteers are needed to step forward. There are so many good people in our guild, and we can only continue to live up to our mission when everybody actively participates. So, please look at the By-Laws and find an area that suits you, then contact Peggy, Patty, Alice or Theresa.

POSITIONS: *President, Vice President, Treasurer, Secretary, and Parliamentarian.*

Committee chairs serve at the pleasure of the President.

YOUR GUILD NEEDS YOU!

PROGRAM NEWS 2020 - 2021

SAT FEB 20 - Recap. Eleven members enjoyed a second round of barn quilt painting with Suzi Parron.

SAT MAR 20 - Sharon Waddell presentation and trunk show on 19th century applique patterns unique to New York State, how they were developed and shared. For more info on Sharon: <https://www.linkedin.com/in/sharon-waddell-b806b512>

Member led workshop by Debbie Martin following Sharon's presentation. Making a clothesline bowl. Contact Linda Armour as soon as you receive this newsletter, so you can be sure to get directions and be prepared by the workshop date. More info on our website.


SAT APR 17 - Karen Miller of Redbird Quilt Co will offer an Aurifilosophy lecture and trunk show followed by a half day free motion quilting "A Quilter's Doodles" workshop. Rescheduled from spring 2020. Contact Linda Armour to reserve your space. For more info on Karen: <https://redbirdquiltco.com/>

SAT MAY 15 - Sheri Ciffaldi-Morrill from Wholecircle Studio will offer a Content, Concept, and Quilts, presentation and trunk show.

SUN MAY 16 - Hawaiian Inspired Applique workshop with Sheri. Full day, 10 am - 4 pm. Workshop fee \$40. Contact Linda Armour to reserve your space. For more info on Sheri: <https://www.wholecirclestudio.com/>

SAT JUNE 19 - End of year meeting.

Linda



TWIN QUILT PROJECT

Nine completed quilts have recently been turned in and will find new homes at either the *Darmstadt Shelter* or the *Northeast Center for Rehabilitation and Brain Injury*.

THANK YOU! More are available for quilting. Contact Linda to arrange for pick-up.

NEWSLETTER ARTICLES

Please send all articles to be placed in the newsletter within one week following the third Saturday of the month.

Please send as a PDF document, or within your e-mail message.

Either send your article via email to jf.wiltwyckguildnewsletter@gmail.com or snailmail it to me at

J. Ferrara, 165 Lily Lake Road, Highland, NY 12528.

The Wiltwyck Quilters' Guild is a non-profit organization. The purpose of this organization shall be to preserve the tradition and the history of quilt making, as well as to foster awareness and receptivity to create innovation in the art, to promote and sponsor interest and appreciation in all areas of quilt making among our members and the general public, and to promulgate friendship and the exchange of ideas.

BLOCK OF THE MONTH

Something different, but not hard, for a snowy winter evening

Lime In The Sassafras

We will make an adapted 10 1/2" pieced and APPLIQUED Block which appeared on p.13 of Best Weekend Quilts, Autumn, 2010 and designed by Susan Geddes.

READ ALL INSTRUCTIONS BEFORE BEGINNING AND MAKE A PRACTICE BLOCK FIRST.


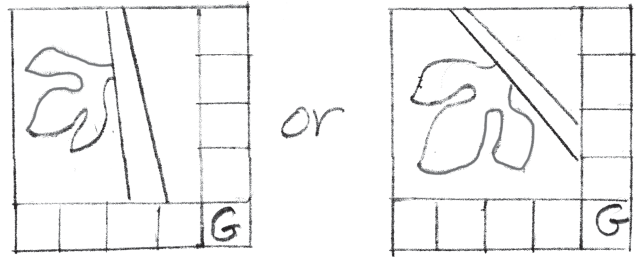
Fabrics: (all are BATIKS) Can be: Creamy, greeny, yellowy, light brown, tan, orangey)

A₁=One 8 1/2" square for background A₂= about 12" x 3" for second part of background

B=One 10" to 12" wonky strip (greeny or brown) for the stem(can be cut at an angle)

C=One 6" x 4" rectangle (greeny or brown) for the leaf

D=Nine 2 1/2" squares of various colors(see above) (at least one needs to be green)



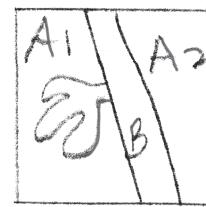
Preparation: Cut the 8 1/2" square at a random angle, making sure that the fabric on one side is wide enough to accommodate the leaf applique. This can go from one side to the other or from one side across a corner to an adjacent side. A₁ and A₂ can be the same or different fabrics.

Applique: Trace leaf onto paper side of freezer paper; cut out on the line; iron onto the wrong side of C.

Cut around the leaf, adding a 1/4" seam to the entire shape. Clip curves, both in and out; wet seam allowance with spray starch and press over the wrong side. When cool, remove paper and cut end of the leaf to match the angle of the stem on A

Place it on A₁ folding under seam allowance and baste down, as shown:

Applique down; if you prefer another method of applique, use whatever is comfortable for you but NO FUSING!!!!



Assembly:

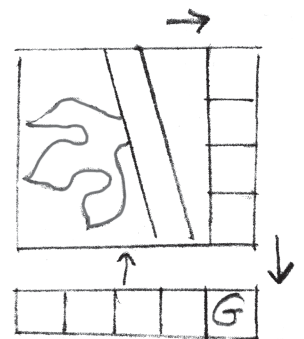
1) Stitch B (cut at an angle) to A₁ and A₂ and square up to 8 1/2"

As shown:

2) Randomly stitch together any four of the D squares; randomly stitch the remaining five D squares together with a green square G at one end.

3) Sew the "four" unit above to one side of the 8 1/2" square and sew the "five" square unit to an adjacent side to make an "L" As shown: *with green on end.*

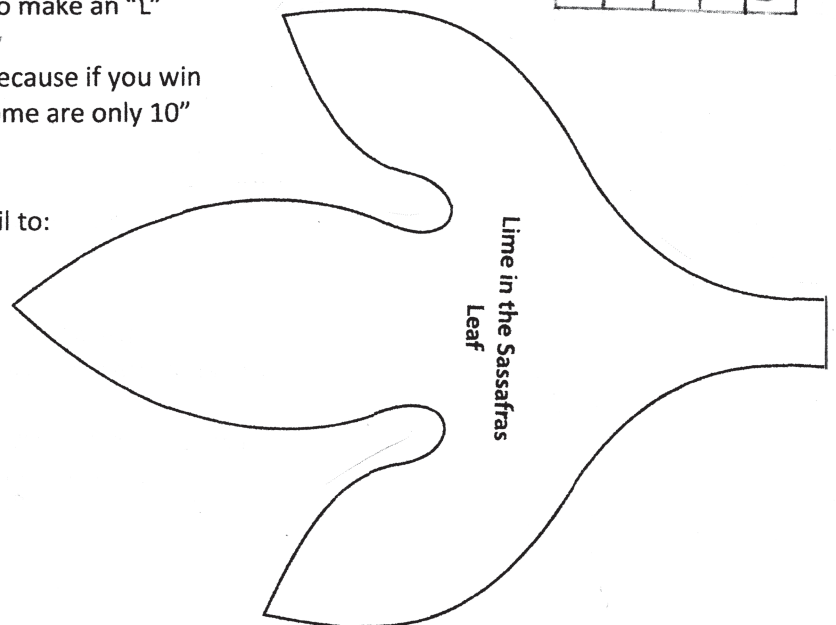
4) Square up to 10 1/2" (This is very important because if you win the blocks and try to put them together and some are only 10" or even 11" they won't fit!)



Sign your name in the seam allowance and mail to:

Mary McLaughlin
212 Dogwood Lane
Kingston, NY 12401

By March 20



SCRAMBLEFILLER

E A F H R E D E T

R S T A

E N N I

H T C P A

E W I D

R R E O B D

answers next month