



Workshops  
Presentations  
Trunk Shows

Sheri Cifaldi-Morrill whole circle studio



full day workshop

## Piece Curves with Confidence!

***Does the thought of sewing curves give you anxiety? Don't fear the curve!***

Students will learn tips and tricks to create a fantastic curve while making blocks needed for *Picnic Petals*, designed by Sheri. Class includes step-by-step instructions and quilting tips. Sheri will also share her favorite tools and tips for staying organized. This is a good class for quilters who have never sewed curves or those who want to gain more experience.

*Required pattern to be purchased by each student:  
Picnic Petals by Whole Circle Studio*




## full day workshop

# Hawaiian-Inspired Applique

Learn how to make the *Big Island Blossom*, a beginner-friendly needle-turn applique project designed by Sheri. This quilt is a modern interpretation of traditional Hawaiian quilts which Sheri admired while on vacation. Students will learn how to prepare the applique (including folding, cutting and basting) and how to apply the motif using needle-turn applique techniques. Class includes best practices, step-by-step instructions and quilting tips. Sewing machines are not required for this workshop. This is a fun, relaxing slow-stitching workshop.

*Nominal material fee per student for applique pattern.*

*\*Instruction given for single fabric in background (as shown in photos except below).*



## full day workshop

# Layered Hawaiian-Inspired Applique

Learn how to make the *Big Island Blossom*, a intermediate needle-turn applique project with multiple layers designed by Sheri. In this workshop, you will learn how to prepare the appliqué (including folding, cutting and basting) and how to apply the motifs using needle-turn appliqué techniques. Learn how Sheri designed the block and how you can design custom templates for future projects. We'll also review quilting tips. By the end of class, students will have most of the first layer basted and start practicing needle-turn appliqué. Sewing machines are not required for this workshop. This is a fun, relaxing slow-stitching workshop.

*Nominal material fee per student for applique pattern.*




## full day workshop

# Double Friendship Knots

Learn how to make the mini *Double Friendship Knots* block (18" x 18"), a smaller variation of Sheri's *Double Wedding Knots* quilt shown in the bottom left. This block incorporates foundation paper piecing on a machine and hand needle-turn applique. In the morning, students will trust their intuition and rapidly piece their "scrappy knots" on a sewing machine with paper as a foundation. In the afternoon, we'll slow it down and kick back with some handwork, learning how to prepare the applique and how to apply the layered motif by alternating basting and needle-turn applique techniques. By the end of the workshop, students will have some of the block basted and will start practicing needle-turn applique. When complete, students can make their block into a mini quilt, wall hanging or pillow.

***Since the morning activities will be a quick place, previous foundation paper piecing experience is required.***

*Nominal material fee per student for applique pattern.*



## full day workshop

# Beyond Hexies & Diamonds: The A to Z of EPP (English Paper Piecing)

Customize your own English Paper Piece (EPP) project! This technique and pattern is the perfect portable project. Take it with you while traveling. Have only 10 to 15 minutes at a time? This is an easy project to pick up and put down. Sheri will walk you through all the steps while demonstrating tips and tricks for staying organized, working efficiently, achieving precise alignments and sewing with different stitches to piece both straight lines and curves. This workshop is geared towards the beginner or those who are challenged by English Paper Piecing. Students will practice their EPP skills while making letters of their choice from Sheri's newest pattern, Typecast. Some students will have completed or almost completed one letter by the end of the day. Students can make additional letters to customize their own quilt project. The possibilities are endless!

*Required to be purchased by each student:*

- *Typecast Alphabet Pattern/Guide*
- *Typecast Paper Piece Pack*





## full day workshop

# Walk the Talk and Quilt It!

Do you find yourself asking “How Do I Quilt This”? In this presentation/trunk show and workshop, learn practical strategies for how to plan your own quilting design along with the nuts & bolts of walking foot quilting. The first part of this program will include a presentation and trunk show of Sheri’s award-winning quilts. She’ll describe how she decides on a quilting plan that will enhance the design of her quilt top, rather than compete with it. From there, she’ll review and demonstrate how she prepares for quilting and her tips and tricks for walking foot quilting. Following the demonstration, students will practice their walking foot quilting on small quilt sandwiches.

This workshop also includes a group design discussion— a show & tell of one quilt top by each student and a conversation/consultation on how to quilt it with a walking foot. Students will walk away with skills, strategies, inspiration and confidence to complete their quilts using a walking foot.



## presentations and trunk shows

### Content, Concepts & Quilts: Approaching Quilting as a Graphic Designer

75 minute lecture plus Q&A

Our own life experiences can play a big role in our work as quilters. In this presentation and trunk show Sheri will share how she applies her graphic design training and practices to design quilts while showing a selection of her award-winning quilts. Come hear, see and be inspired as Sheri describes her creative journey and process.



### Aurifilosophy

90 minute lecture plus Q&A



From the thread makers of Aurifil... a program designed to unlock the mystery of thread, educate the masses, and help all users achieve brilliant results! Sheri, a certified Aurifilospher, will present a fun and informative presentation that will increase your knowledge of thread, tools, uses and tips. Exclusive Aurifil resources and swag for attendees included!







## Fees

***Fees listed below are valid for all lectures/workshops booked prior to March 31, 2020***

Presentations/Trunk Shows (60-90 minute lecture plus Q&A)	\$400
Full Day Workshop (6 hours plus lunch break)	\$725

*I can accommodate up to 20 students in most workshops (up to 16 students for the Walk the Talk and Quilt it! workshop).  
Lecture/Trunk Shows can accommodate an unlimited audience.*

## Travel/Accommodations

- I will drive to locations within 250 miles of New Haven, Connecticut. Standard mileage rates apply.
- If you are located more than 150 miles from New Haven, Connecticut, any lecture must be combined with a workshop.
- If an overnight stay is required, meals and lodging will need to be provided.
- Meals are charged at the per diem rate of \$51 per day (including travel days).
- Lodging is charged at an average rate of \$150 per night.
- I will book all my own travel, unless arrangements are specified otherwise.
- I require tables to set up and share my patterns, and other items.

## Contract

- Contract will specify dates and fees for the event, including travel.
- \$100 non-refundable deposit due within 30 days of the signed contract; applied toward the balance of the lecture and/or workshop(s).
- Balance of fees are due the day of the lecture and/or workshop(s).
- Bookings that require an overnight stay or more than 150 miles of travel must include at least two events.
- I will have my patterns and products available for purchase during the event; be sure to schedule a venue that allows selling.



## about Sheri

Sheri Cifaldi-Morrill is a designer, quilt pattern publisher, award-winning quilter, educator and creative entrepreneur. With the help of books and the Internet, she taught herself how to sew and discovered her love of designing and making quilts. As a trained and practicing graphic designer, her quilts start with a concept and research shapes the design. Her work is inspired by her everyday life and experiences. Sheri strives to enhance people's everyday lives through beautiful meaningful design. Through sharing her work and teaching, she loves to empower and inspire others to enjoy the process of making.

Sheri's quilts have gained international recognition, including awards from QuiltCon, International Quilt Festival, Quilt Week/Paducah, the Quilt Alliance and the Modern Quilt Guild. Additionally, her work has been featured at art centers and galleries around the country. Her work has been included in books and publications such as *Modern Quilts: Designs of the New Century*, *Modern Patchwork* and *International Quilt Festival Scene*. She self-publishes and distributes her quilt patterns, which can be found at quilt shops worldwide and online. Sheri enjoys giving presentations and teaching nationally.

Sheri was awarded the first annual Craftsy Quilt Designer Fellowship in 2016. This fellowship enabled her to debut Whole Circle Studio's first booth at International Quilt Market in Houston, Texas in October 2016.

As an active member of the modern quilt community, Sheri collaborates with leading industry organizations such as Aurifil, Janome, Art Gallery Fabrics, Oliso, Ruby Star Society/Moda Fabrics and The Warm Company. She designed, created and filmed two segments for Fresh Quilting, a public television show co-produced by the Modern Quilt Guild and KS Productions. Most recently, Sheri filmed an hour long online course in collaboration with Missouri Star Quilt Company.

Sheri works from her home studio in the suburbs of New Haven, Connecticut.

In 2015, Sheri founded Whole Circle Studio, LLC. Whole Circle Studio specializes in the design of custom modern quilts, patterns and other licensed products. Learn more about Sheri and her work at [wholecirclestudio.com](http://wholecirclestudio.com) and on Instagram at [@wholecirclestudio](https://www.instagram.com/wholecirclestudio).



“My mission is to enhance people’s lives through beautiful, meaningful design as well as to empower and inspire others to enjoy the process of making.”



Sheri Cifaldi-Morrill

 [wholecirclestudio.com](http://wholecirclestudio.com)

 [sheri@wholecirclestudio.com](mailto:sheri@wholecirclestudio.com)

  [wholecirclestudio](https://www.instagram.com/wholecirclestudio)