

WILTWYCK QUILTERS' GUILD NEWSLETTER

wiltwyckquilters.org

May 2018

Volume 42 Issue 9

NEXT GUILD MEETING

Saturday, May 19, 2018
GRACE COMMUNITY CHURCH

160 SEREMMA CT.

LAKE KATRINE, NY 12449

9:30 – 10:00 for coffee,

tea and snacks

Items to bring to the May meeting:

- Name Tag (wear it and get a raffle ticket)
- Show and tell items
- Your 2017-2018 Mystery Quilt, no need to be completed!!
- Thread and ½ yard cuts of quilting fabric for Quilt Show raffle baskets

TREATS

All members are asked to bring a snack to the monthly meeting. The Hospitality schedule for the month is as follows, according to the first letter of your last name.

May M, N, O

PRESIDENT'S MESSAGE

WANTED: A small group of guild members willing to meet a few times over the summer to put our policies in order. This is one thing I really think would benefit everyone. It is hard to run on memories and interpretations. If you have thoughts, ideas, and historical information but don't have time to participate in this, you can email/US Mail info to me, or anyone else on the committee once we get going.

Thanks,
Theresa

Board Meetings	Quilt show Meetings	Regular Meetings	Community Sew Meetings
May 19		May 19	May 23



Charm Squares

We're holding at a dozen for the May exchange: Rowell, Carl, Boice, Williams, Conlon, Doyle, Slakoper, McPeck, Thorpe-Clark, Armour, McLaughlin, and Schlageter.

May's exchange is vines and we'll wrap up the year with blue and white with stars in June (note: the stars can be blue or white!).

You know the drill, prewashed, new fabric, 6 ½" squares, no glitter, no selvedge. Your labeled zipper bags are very helpful! Have fun and see you next month.

Thanks!



Program Pizazz

Esterita Austin's lecture, slide show, and trunk show was very well received and enjoyed. She is an extremely talented artist with a great sense of humor. Her workshop participants stretched their artistic talents and learned some wonderful new techniques. We look forward to seeing their work at our next Show and Tell.

May

Susan Sato will be presenting a Japanese Fabric Techniques trunk show. She will lecture and discuss how quilters can incorporate Japanese Shibori, Katazome, and Sashiko techniques into their quilts. Her workshop (learning the traditional Japanese technique of Sashiko and its history) is filled! Workshop fee of \$15 is payable to Susan the day of the workshop. If you wish to be placed on a waiting list, contact Linda Armour.

June

Sign-up sheets will be available in May for our June luncheon. Be thinking now about what delectable delight you'll be bringing to our end-of-year feast.



2018 Quilt Show Challenge

The theme for the quilt show challenge will be "Celebrating 50 Years of Woodstock." The summer of 2019 will be the 50th anniversary of the Woodstock Festival. Challenge quilts and quilt tops could relate to the festival but could also be anything that relates to Woodstock itself.

If you choose an idea relating to the festival, do not use a recognizable guitar or bird from the festival logo. The challenge entries will be due by **May 12, 2018**. All entries must be delivered to Cheryl Kosarek on or before May 12, 2018. Other requirements and challenge rules are available on the website. Questions should be directed to Cheryl Kosarek at ckosarek@aol.com or [845-657-6783](tel:845-657-6783).

Quilt Show News

Altimira Sew-Vac and Cutting Edge sharpening services have both donated services to the upcoming quilt raffle. Altimira does machine service for about 85.00. We encourage you to support these vendors who have generously supported our show. The contact number for both is 331-6494. Thank you.

One of the raffle prizes that has been added is a basket of threads. We are off to a great start, thank you to all who have donated. Please keep the donations coming – a variety of colors would be wonderful. Please give your donation to Linda Tierney or Mary Tyler. Thank you for your support of this project.

Raffle tickets have been distributed and will be available at each guild meeting. Money and ticket stubs may be given to Mary Tyler or Linda Tierney. We are continuing to collect raffle prizes that are not listed on the tickets so there will be a bigger selection of prizes to win.

We are starting to collect donations of 1/2 yard cuts of quilting fabric for our Raffle basket at our 2018 Quilt Show. Please give them to me at our meetings. If I am not there, please give your fabric donation to Joyce Luby. Many thanks in advance for your generosity, so that we will once again have a great Raffle Basket.
Joan Polakoff

Put your thinking cap on and imagine the perfect Dream Basket. The baskets are a favorite at our shows, and provide great revenue. The basket must have one

handmade item. Sharyn Serrano has offered to make a bow for the baskets, so let's get started!!
Once you have a theme send a note to Regina Packard 1593 High Falls Rd. Catskill NY 12414; or give her a note at the raffle table at our meetings.

Quilt show signs

If you have any quilt show signs hidden away in your basement, garage, storage area, please bring them to the May meeting - Thank you

Membership

It's that time of year, renew your membership on or before the September 15, 2018 meeting and you will be eligible to win a free membership for the 2018 – 2019 year. The Early Renewal form is included in this newsletter.

Ryan's Case for Smiles pillowcase party

Due to popular demand, we've scheduled another pillowcase party at the Saugerties Library (91 Washington Ave) on Friday June 15th from 10-2. Bring your machine, thread, and scissors. We will have kits, pins, and chocolate. Bring a light lunch and beverage if you wish. RSVP to Linda Armour please.

Free Row by Row Pattern to Wiltwyck Members

Barbara Haynes (mother of member Carolyn Boice), owner of Almost One of Kind Quilt Shop has extra copies of her Row by Row Shop Hop 2015 pattern that she designed. Pick up a copy at the Charm Square table in May.

You may also download a copy from the Wiltwyck website. **Keep in mind the pattern is for the personal use of Wiltwyck members only and is not to be shared with others.**

Happening Elsewhere

Northern Star Quilters' Guild World of Quilts XXXIX

May 5-6, 10-4

O'Neill Center, Western Connecticut State University,
Danbury CT

Guest speaker – Victoria Findlay Wolfe

New York State Museum

Antique Quilts in Upstate New York

May 5, 2018 1-4 pm

Huxley Theater *Free*

A trunk show discussion of quilts made in upstate New York over the past 200years Presented by Kathie Greenwold, quilt historian

Lake to Lake Quilt Guild Show Spring into Color

May 19 & 20 10 – 4

At the Geneva Community Center

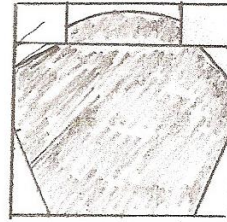
160 Carter Rd., Geneva NY

Over 200 quilts, raffles, demos, bed turning, Quilters' Café

www.lake2lakequiltguild.com

WILTWYCK QUILTER'S GUILD: May 2018 Raffle Block:

Ginger Jar Block



We will make a 10 1/2" unfinished pieced block adapted from a design by Bea Yurkerwich in Quilter's World, October 2007 on pp.64-66.

READ ALL DIRECTIONS BEFORE BEGINNING. MAKE A PRACTICE BLOCK FIRST.

Fabrics: Oriental print: one 10 1/2" x 8" (A) and one 5 1/2" x 3" (F) and two 2 1/2" squares

Creamy muslin: Two 3" squares (D), two 2" squares (C), two 3" x 4" rectangles (B)(Br) and One 3" x 5 1/2" rectangle (E)

All seams are 1/4"

Preparation: 1) On the two muslin 2" squares, draw a diagonal on the wrong side.

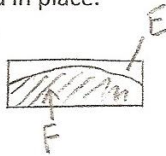
2) Trace templates B and F onto the paper side of freezer paper. With wrong sides together, iron template B onto the right side of a 3" x 4" cream rectangle and cut on the solid line giving two reverse B pieces.

3) Iron template F onto an oriental print 5 1/2" x 3" and cut on the solid line. Turn under the curved side of piece F on the seam line to hold in place.

Place piece F on E with bottom edges aligned.

Hand or machine stitch F in place along the curved edge. Trim away excess E beneath F.

Check to make sure this measures 5 1/2" x 3".

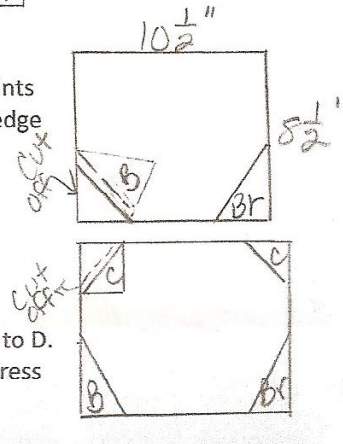


Sewing: 1) With right sides together, align the angled points of B and Br on adjacent corners of A; stitch 1/4" from the edge of B. Trim excess A even with B and press to the corner. Repeat with Br on the other side

2) Place C squares, right sides together, on the remaining corners of A and sew on the marked line. Trim seam to 1/4" and press to the corner. Measure this piece to be sure its 10 1/2" x 8"; trim if necessary.

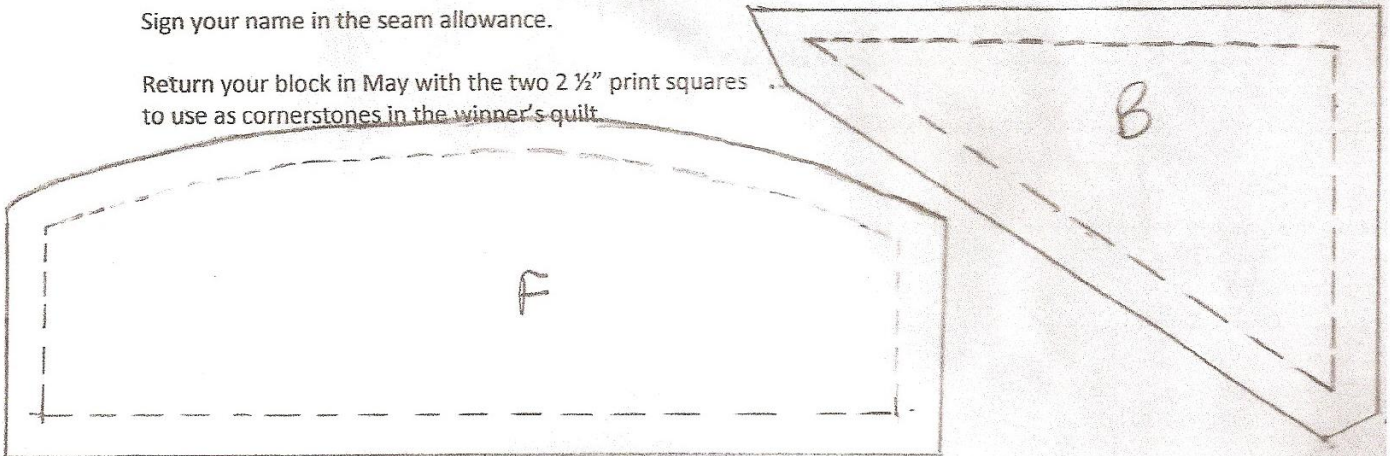
3) Sew a D to each end of the EF unit and press to D.

4) Sew this unit to the ABC unit as shown and press down; square up to 10 1/2".



Sign your name in the seam allowance.

Return your block in May with the two 2 1/2" print squares to use as cornerstones in the winner's quilt



Early Membership Renewal

Renew on or before the September 15, 2018 meeting, you will be eligible to win a free membership for a year.

Send your dues (\$25.00), check made payable to Wiltwyck Quilters Guild, to Jenny Bach, PO Box 176, Athens, NY 12015.

The membership year runs from September through June.

Enclose a self-addressed, stamped envelope if you would like to have your membership card mailed to you, or you can pick up your 2018-2019 membership card at the guild meeting on September 15th

* Name _____

* Address _____

* City _____ *State/Zip _____

*Phone _____

*E-Mail _____

(If information is not listed, e-mail address will be dropped.)

We are encouraging the use of e-mail to reduce the cost of printing and mailing.

*How would you like to receive your newsletter?

Check one:

_____ US Postal Mail _____ E-Mail _____ Do not wish to receive

Permission for publication

The Wiltwyck Quilters Guild occasionally wants to publish pictures of our speakers, guild members, and quilts on our website and/or Facebook page. By checking the line below you are indicating that you are NOT allowing us to publish you or your works.

____ I do NOT want to have my image or my works published on the Wiltwyck Quilters Guild website or Facebook page.

* Required fields

WILTYWYCK QUILTERS' GUILD
PO BOX 6154
KINGSTON NY 12402-6154