

WILTWYCK QUILTERS' GUILD NEWSLETTER

wiltwyckquilters.org

January 2018 Volume 42 Issue 5

NEXT GUILD MEETING

Saturday, January 20, 2018

GRACE COMMUNITY CHURCH

160 SEREMMA CT.

LAKE KATRINE, NY 12449

9:30 – 10:00 for coffee,

tea and snacks

Items to bring to the January meeting:

- Name Tag (wear it and get a raffle ticket)
- Sewing machine and supplies for community sew
- Show and tell items

TREATS

All members are asked to bring a snack to the monthly meeting. The Hospitality schedule for the month is as follows, according to the first letter of your last name.

January A, B, Z

PRESIDENT'S MESSAGE

Thanks to everyone helped with our holiday brunch/meeting. We had lots of red and green clothing, good food, quilted table decorations, help with set-up/ clean-up AND most of all patience while waiting for our presenters. I am proud of our guild!

This was the second time Mickey and Laurie Kruger have given their time and knowledge to us at no charge. Their additional gifts were guide generous and I am sure each of us will acknowledge this when we see them at the shop in Windham.

Happy New Year!

Theresa

Board Meetings	Quilt show Meetings	Regular Meetings	Community Meetings
January 20		January 20	January 24



Congratulations to Linda Tierney, winner of the Block of the Month at the December meeting

Community service news

Change of meeting Place – back to the Elks Lodge

Community Sew is back at the Elks Lodge on Hurley Ave. in Kingston. Sorry for the confusion!! 2018 dates are Jan 24, Feb 21, March 21, April 25, May 21, June - no meeting, Bring your sewing machine and power cord., thread, small scissors and a few straight pins. Any questions Call Anita [845-331-1869](tel:845-331-1869)

Charm Squares

Fourteen faithful charm members are signed up for the January charm square exchange: Rowell, Carl, Boice, Williams, Conlon, Doyle, Slakopa, McPeck, ThorpeClark, Armour, McLaughlin, Maceyak, Assimus, and Serrano. The guidelines are the same as in the past: prewashed, new fabric, cut into 6 ½" squares, no glitter, no selvedge, no novelty, unless specifically requested. Bring your squares in each month with your quart-size zippered bag, labeled with your name.

Anyone not signed up may still sign up for the remainder of the year or month by-month (as your interest dictates). Stop by the charm square table at the next meeting if you would like to do so. The remaining fabrics for this season are: Jan: batik Feb: blender green Mar: I spy Apr: a solid primary color (red, yellow, or blue) May: vines June: blue and white with star. See you in January. Any questions just email Linda Armour



Program News

February In-House Workshops:

More info, sign ups and samples will be available at the January meeting.

1. "Walker Pockets Simplified"- Sam Conlon will teach an easier version of walker pockets they are good for disabled people and that the guild gives to nursing homes. Home décor fabric works especially well, but cotton is fine.
2. "Casserole Carrier" – Betty Verhoeven will show us how to make a square carrier that has a stable bottom and dowels for handles.
3. "Triangular Bowl" – Erika Assimus will teach how to sew this 3-sided bowl/candy dish can makes a good gift and can be made in seasonal colors.
4. "Hand Beading" – Cheryl Kosarek will teach how to make beaded fringe and to cage cabochons. This workshop is limited to 10 people and has materials provided for \$5 fee.
5. "Small Snips Quilt" – Theresa Pabon will guide us thru cutting tiny pieces of fabric to reproduce a simple 12x12 simplified picture/card.

2018 Quilt Show Challenge

The theme for the quilt show challenge will be "Celebrating 50 Years of Woodstock." The summer of 2019 will be the 50th anniversary of the Woodstock Festival. Challenge quilts and quilt tops could relate to the festival but could also be anything that relates to Woodstock itself.

If you choose an idea relating to the festival, do not use a recognizable guitar or bird from the festival logo. The challenge entries will be due at the April meeting. Other requirements and challenge rules are available on the website. Questions should be directed to Cheryl Kosarek at ckosarek@aol.com or [845-657-6783](tel:845-657-6783).

Quilt Show News

Please start to think about what you can create for our quilt show-handmade items for the boutique, a raffle basket, and of course, your quilts to enhance our show. If you have any questions, or would like to volunteer to co-chair a committee, please contact Jackie Sittner

THREAD FOR SANTA ROSA QUILT GUILD


Thanks to all who donated thread for the Santa Rosa Quilt Guild. A colorful combination of 93 spools, bobbins, and cones of thread are on their way to California. The thread weighed over 8 1/2 pounds! Quilters are special, caring, people as evidenced by your generous donations.

WILTWYCK QUILTER'S GUILD: January 2018 Raffle Block
 Sunken Hearth Pattern (Irori)

We will make a 10" finished pieced block which is adapted from p. 65
 Of Japanese Quilt Blocks by Susan Briscoe

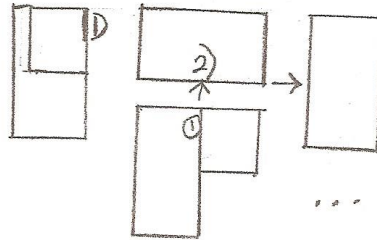
READ ALL DIRECTIONS BEFORE BEGINNING.
MAKE A PRACTICE BLOCK FIRST.

Fabrics: Four 4" x 7" striped indigo or navy blue
 One 3 1/2" square of Asian floral



Sewing: (all seams are 1/4") *The first seam is only partially sewn

1) Place the first rectangle and central square right sides together with square in the top right corner
 Machine sew only half way down and press to the rectangle.

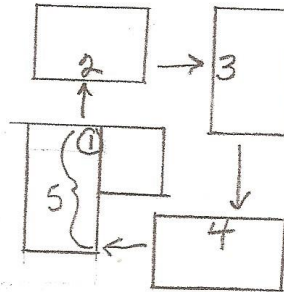


2) Add the next rectangle to the top of the last unit and sew the whole seam; press to the rectangle.

3) Continue on in this way until the final rectangle is added (two more)

4) Complete the partial seam. Press to the rectangle.

5) Square up to 10 1/2" and sign your name in the seam allowance.



WILTYWYCK QUILTERS' GUILD

PO BOX 6154

KINGSTON NY 12402-6154