

# WILTWYCK QUILTERS' GUILD NEWSLETTER

[www.wiltwyckquilters.org](http://www.wiltwyckquilters.org) May 2017 Volume 41 Issue 9

## PRESIDENT'S MESSAGE

### NEXT GUILD MEETING

**Saturday, May, 20, 2017  
GRACE COMMUNITY CHURCH**

**160 SEREMMA CT.**

**LAKE KATRINE, NY 12449**

**9:30 – 10:00 for coffee, tea**

**and snacks**

Items to bring to the May meeting:

- Name Tag (wear it and get a raffle ticket)
- Show and tell items
- 14 1930's reprise Charm Squares – if you signed up

### TREATS

All members are asked to bring a snack to the monthly meeting. The Hospitality schedule for the year is as follows, according to the first letter of your last name.

**May M, N, O; June P, Q, I.**

Thanks to the members who have brought in their "book title" challenge blocks. I figure we should have about a dozen to present so keep them coming. The AccuQuilt "Go Baby" Starter Set will be raffled off in May for \$5/ticket. It supposedly cuts thru 6 layers of fabric and comes with a pattern/idea book. Please think about what techniques, styles, people you would like to present at our meetings and or teach classes. Survey is in the making, so bring a pen/pencil to our next meeting.

Jackie Sittner has agreed to be our next quilt show chair – yea! Now the rest of us need to step up and chair a committee. The list of committee and descriptions are on the web-site.

Finally, for homework: read the bylaws and see what you think needs to be updated.

Thanks,

Theresa

Board Meetings	Quilt show Meetings	Regular Meetings	Community Meetings
May 20		May 20	May 24
	June 17	June 17	June 21


All WQG meetings are held at the Grace Community Church. The coffee, tea and snack begin at 9:30. The meeting begins at 10:00.

Board meetings are held at 9:00 at the Grace Community Church, prior to the regular meeting. All board and committee members should attend these meetings. ALL members of the guild are welcome to attend these meetings. Meeting time and date are subject to change.

---

**The Wiltwyck Quilters' Guild is a non-profit organization. The purpose of this organization shall be to preserve the tradition and the history of quilt making, as well as to foster awareness and receptivity to create innovation in the art, to promote and sponsor interest and appreciation in all areas of quilt making among our members and the general public, and to promulgate friendship and the exchange of ideas.**

---



## **COMMUNITY SERVICE**

When planning your quilt for the shelter think *children* please use batting and either tie or machine quilt. And if you want, please put a red heart on it! For the nursing home: please plan for an adult, both female and male. NO Batting NO heart!!! Just a top and a backing. Lite weight corduroy or flannel. The size should be about 36-38" wide and about 48" long. Not too wide as they can get caught in the wheelchair wheels. Community service sewing is the Wednesday AFTER the regular meeting. Community service sewing is held at the Kingston Elks Lodge, 143 Hurley Ave., Kingston, at 9:00 until noon.

**Thanks, Anita Rowell**

## **Membership**

It's that time of year, renew your membership on or before the May 20, 2017 meeting and you will be eligible

**President  
Vice President  
Recording Sec.  
Corresponding Sec.  
Treasurer  
Parliamentarian**

**Theresa Pabon  
Sharon Conlon  
Joan Polakoff  
Deidre Thorpe-Clark  
Pat Williams  
Joyce Luby**

## **Committee Heads**

**Past President  
Community Service  
Historian  
Hospitality  
Librarian  
\*Membership  
Newsletter  
\*Program**

**Anita Rowell  
Anita Rowell  
Leona Willis  
Peggy Smith  
Mary McLaughlin  
Jenny Bach  
Peggy Smith  
Susan S. Cohn/Marie  
Girard**

**Publicity  
\*Quilt Show**

**Jackie Sittner**

**Raffle Table  
Webmaster**

**Regina Packard  
Jenny Bach**

**Voting Committee Members \***

---

to win a free membership for the 2017 – 2018 year. The membership form is included in this newsletter.

## **Wiltwyck Quilt Guild proposed officers for June 1, 2017 - June 30, 2019**

**President  
Vice President  
Recording Secretary  
Corresponding Sec.  
Treasurer  
Parliamentarian**

**Theresa Pabon  
Sharon Conlon  
Marie Girard  
Sharyn Serrano  
Connie Brewer  
Jacqueline Ferrara**

## **Nominating Committee**

**Theresa Pabon - past president  
Joyce Luby - Parliamentarian**

## **Membership**

**Alice Maceyak  
Linda Armour  
Anita Rowell**



## Catskill Mountain Quilters Hall of Fame

The CMQHoF Fall meeting will be Monday, May 8, 2017 at 10AM at Grace Community Church, 160 Seremma Ct, Lake Katrine, NY 12449 – our usual meeting place. All WQG members are invited to attend and to bring a dish for Pot Luck. There will be the CMQHoF business meeting (which is usually very brief), then a “Trip Around the World from a Quilter’s Perspective” presentation by Jenny Bach and Pat Clark. The “Trip” will be on line and they plan to show some web sites (local and national), Pinterest, YouTube videos, some places for freebies, etc.. Lunch and Show and Tell will follow. If you are interested in attending please contact Pat Clark

## CMQHOF Community Service Project – Bags

The annual project idea this year is bags. Wiltwyck can donate completed bags to the Poughkeepsie Children’s Home. No particular size requirement, and making a regular tote bag, like a grocery tote, is fine. A half yard of fabric gives you enough for seam allowance and handles. Upholstery fabric makes beautiful, unlined bags. If you are using cotton fabric, they really do need to be lined which needs another half yard of coordinating fabric. On some, we used webbing strips for handles. It’s a good clean out your stash’ project.

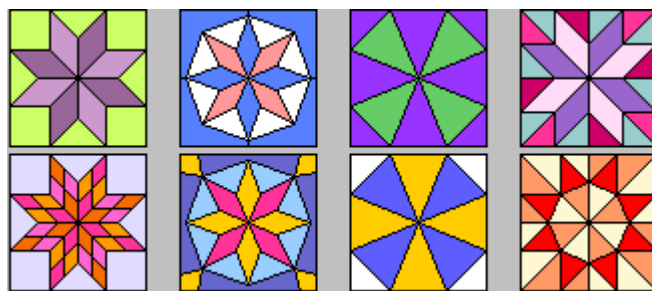
Some of the kids come in to the home with just the clothes they are wearing. They fill the bags with toiletries, p.j.’s and stuffed toys. Children’s prints are nice for the

younger ones, but the older ones could use bags of any print or fabric..

Thanks to Roberta Brodie for this information on where to donate – Pat Clark CMQHOF Community Service Project – Bags

## CMQHOF 2017 Call for Inductee Nomination:

Every other year nominations are accepted for induction to the CMQHoF. The application deadline is May 1, 2017. Any number of candidates can be nominated, but at most only 5 will be inducted. At the time of induction, they must reside in Delaware, Greene, Schoharie, Sullivan or Ulster County. Samples of their work will need to be submitted and judging will take place June 26, with the induction ceremony planned for September 30. Pat Clark will have forms at the April meeting, and they will also be posted on our website under the “Members Only” page.



## Charm Squares

Sue Stepp / Pat Clark

We have one set of March “green leaves” squares left over. Please let Pat or Sue know if you were at the March meeting and did not go home with your charm set.

This year we’ve decided to ask for specific prints as opposed to colors. Following are the themes for the year:

May - 1930’s reprise

Jun - polka dots (any size)

The following **14** quilters have signed up for January: Assimus\*, Cahill\*, Clark\*, Conlon\*, Giardullo\*, Kessenich\*, Luby\*, McLaughlin\*, Pabon\*, Rowell\*, Sittner\*, Stepp\*, Urbon\*, Williams\*

Everyone is welcome to sign up for individual months if you’re interested in collecting fabrics of the established theme.

Names with an ‘\*’ have signed up for the entire year. If you anticipate participating all season long, please place

a star next to your name on next month's sign-up sheet. Those who want to sign up month by month are welcome to participate.

Everyone is welcome to sign up for individual months if you're interested in collecting fabrics of the established theme.

Fabric cut for the squares should be pre-washed, without selvages. Squares should be cut precisely 6 1/2" by 6 1/2", so that they can be readily used. The colors/themes will be different every month.

Unless called for, please don't use novelty fabrics. The squares will fit nicely into a one-quart Ziploc- type baggie, so please bring one with your name on it. Place your squares on top, and we will distribute your fabric and return your baggie to you filled with all the different fabrics!



## Program News: May 2017

### There are 2 spots open for the May Workshop.

After a wonderful presentation and workshop in April, Karen Eckmeier returns for May. She will be offering a fun, informative class on making a quilted waves vest. Information about the class is listed below. Registration form is available and attached here.

**May 20, 2017:** Quilted Waves Vest. Class: 11:00 – 5:00 pm

Karen Eckmeier returns for an all-day class. It's all about waves! Get into the flow with free form top-stitched curves and angles to create an open front vest.

Come to the class with a sweatshirt and fabric cut and

leave wearing your Quilted Waves Vest (she said hopefully).

**June 17, 2017:** End of Season Brunch: 11:00-1:30 pm.

### June Challenge: Sampler Exchange from the Past:

The challenge is to find those blocks that were swapped at the many sampler exchanges and make a quilt top out of it. You don't have to use all of the blocks in one quilt. The June 2017 meeting is the deadline. For each top completed, your name will be in a drawing to have it machine quilted for free by Pat Clark. Currently planning to complete the challenge are Peggy Cahill, Susan Holland and Barbara Repko. But looking at some of the names on the blocks I have, I'm hoping the following will also join in, if they haven't already completed their quilts: Pam Nardone, Janet Iatridis, Cheryl Potter, Betty Bader, Millie Meyer, Iris Guyette, Jackie Brooks, Ellen Kapila, Anita Rowell, Linda Turmo. I came across 6 other blocks whose makers must not have rejoined. Get those UFO's done!

### Other News

Northern Star Quilters' Guild Show  
A World of Quits XXXVIII May 6 – 7, 2017  
O'Neill Center – WCSU West Side Campus  
43 Lake Ave. Extension, Danbury CT  
Guest Speaker: Mary Fons

### Workshop Registration Form

Please return form with check payable to: Wiltwyck Quilters' Guild (with name of workshop noted on the check) to:

Theresa Pabon  
1683 Glasco Tnpk  
Woodstock, New York 12498

Name: \_\_\_\_\_  
Address: \_\_\_\_\_  
Phone Numbers: \_\_\_\_\_  
Email: \_\_\_\_\_

Workshop:           Quilted Waves Vest: Karen Eckmeier :  
Each student will require one full table at which to work which  
shall limit class size to approximately ten.

Date and Time: May 20, 2017: 11:00 am – 5:00 pm

Location:       Grace Church

Enclose check for: Member:           \$35 \_\_\_\_\_

Non-member:   \$40 \_\_\_\_\_

Please make check payable to: Wiltwyck Quilters' Guild

Supply list is available on Karen Eckmeier's website at:  
[Quilted-lizard.com/vest%20supply.htm](http://Quilted-lizard.com/vest%20supply.htm)

If you desire a copy of the supply list mailed to you, please include a self-addressed, stamped envelope.

## EARLY RENEWAL FORM

Renew **on or before** the May 20, 2017 meeting, you will be eligible to win a free membership for a year.

Send your dues (\$25.00), check made payable to **Wiltwyck Quilters Guild**, to

Jenny Bach, PO Box 176, Athens, NY 12015.

The membership year runs from September through June.

Enclose a self addressed, stamped envelope if you would like to have your membership card mailed to you, or you can pick up your 2017-2018 membership card at the guild meeting on September 16th

\* Name \_\_\_\_\_

\* Address \_\_\_\_\_

\* City \_\_\_\_\_ \*State/Zip \_\_\_\_\_

\*Phone \_\_\_\_\_

\*E-Mail \_\_\_\_\_

*(If information is not listed, e-mail address will be dropped.)*

**We are encouraging the use of e-mail to reduce the cost of printing and mailing.**

\*How would you like to receive your newsletter?

Check one:

\_\_\_\_\_ US Postal Mail    \_\_\_\_\_ E-Mail    \_\_\_\_\_ Do not wish to receive

### **Permission for publication**

The Wiltwyck Quilters Guild occasionally wants to publish pictures of our speakers, guild members, and quilts on our website and/or Facebook page. By checking the line below you are indicating that you are NOT allowing us to publish you or your works.

\_\_\_\_ I do NOT want to have my image or my works published on the Wiltwyck Quilters Guild website or Facebook page.

### **\* Required fields**



## Block of the Month for May 2017

Butterfly block is on hold. We will raffle it off in May so bring the completed block then.

WILTWYCK QUILTERS' GUILD

May 2017 Raffle Block: Dancing Squares

Mary McLaughlin 336-5523 Peggy Cahill 331-2742

We will make a traditional 10 ½" unfinished block which appeared on p. 57 of the Spring 2010 issue of Easy quilts.

READ ALL INSTRUCTIONS BEFORE BEGINNING. MAKE A PRACTICE BLOCK FIRST.

### Fabrics:

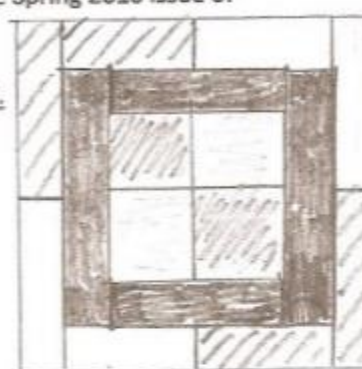
Creamy muslin: NOT WHITE: two 2" x 5 ½" and two 2" x 4"

Blue & cream: two 2" x 5 ½" and two 2" x 4"

Dark blue: two 1 ½" x 5 ½" and two 1 ½" x 7 ½"

Light blue: two 3" x 3" squares

Medium: two 3" x 3" squares



Sewing: all seams are ¼"

Center: Using the medium and light blue squares, make a four patch with like colors opposite each other. Press the pairs toward the medium. Press the row to one side. The pieced four-patch must measure 5 ½" x 5 ½".

### Inner frame:

Sew a 5 ½" dark blue strip to the top and bottom of the four-patch. Press toward the strip. Sew a 7 ½" strip to the right and left. Press toward the strip and square up to 7 ½".

### Outer Frame:

Sew each 2" x 4" cream strip to a blue and cream one to make a long strip. Press toward the blue and cream.

Sew the long strips to the bottom and top of the framed four-patch. **WATCH THE PLACEMENT.** Make sure you sew on the same side as the shorter side of the inner frame. Press away from the four-patch.

Make two longer strips from the remaining blue & cream and cream 5 ½" pieces. Sew on the sides, matching up the creams to each other in opposite corners. Press away from the center.

### To complete:

Square up the block to 10 ½" and sign your name in the seam allowance.

**WILTWYCK QUILTERS' GUILD**  
**PO BOX 6154**  
**KINGSTON NY 12402-6154**