

WILTWYCK QUILTERS' GUILD NEWSLETTER

www.wiltwyckquilters.org May 2016 Volume 39 Issue 9

NEXT GUILD MEETING

Saturday, May 21, 2016

GRACE COMMUNITY CHURCH

160 SEREMMA CT.

LAKE KATRINE, NY 12449

9:30 – 10:00 for coffee, tea

and snacks

Items to bring to the May meeting:

- Name Tag (wear it and get a raffle ticket)
- Show and tell items

TREATS

All members are asked to bring a snack to the monthly meeting. The Hospitality schedule for the year is as follows, according to the first letter of your last name.

May M, N, O; June P, Q, I.

PRESIDENT'S MESSAGE

It was so nice to see a large number of Guild members at the April meeting. I don't know if it was spring, our winter travelers returning or the Trunk Show that brought people out, but it was a nicely crowded morning.

I know a few people heeded my request and came early to help set up. My apologies for not indicating a time to arrive for set up. We start setting up at around 8:35

Equally as important is cleaning up after the meeting, Please, if you have ideas about how we can make these processes easier for everyone share them with your board members, or put them in the suggestion box located in the kitchen.

Several people have contacted me about inviting Karen Miller from redbird Quilts to return and teach something again. Thanks to the program committee for another good program. It was too bad that more people had not signed up for the class.

Happy Spring


Theresa

Board Meetings	Quilt show Meetings	Regular Meetings	Community Meetings
May 21		May 21	May 25
	June 18	June 18	June 24

All WQG meetings are held at the Grace Community Church. The coffee, tea and snack begin at 9:30. The meeting begins at 10:00.

Board meetings are held at 9:15 at the Grace Community Church, prior to the regular meeting. All board and committee members should attend these meetings. ALL members of the guild are welcome to attend these meetings. Meeting time and date are subject to change.

The Wiltwyck Quilters' Guild is a non-profit organization. The purpose of this organization shall be to preserve the tradition and the history of quilt making, as well as to foster awareness and receptivity to create innovation in the art, to promote and sponsor interest and appreciation in all areas of quilt making among our members and the general public, and to promulgate friendship and the exchange of ideas.



COMMUNITY SERVICE

When planning your quilt for the shelter think *children* please use batting and either tie or machine quilt. And if you want, please put a red heart on it! For the nursing home: please plan for an adult, both female and male. NO Batting NO heart!!! Just a top and a backing. Lite weight corduroy or flannel. The size should be about 36-38" wide and about 48" long. Not too wide as they can get caught in the wheelchair wheels. Community service sewing is the Wednesday AFTER the regular meeting. Community service sewing is held at the Kingston Elks Lodge, 143 Hurley Ave., Kingston, at 9:00 until noon.

Thanks, Anita Rowell

**President
Vice President
Recording Sec.
Corresponding Sec.
Treasurer
Parliamentarian**

**Theresa Pabon
Sharon Conlon
Joan Polakoff
Deidre Thorpe-Clark
Pat Williams
Joyce Luby**

Committee Heads

**Past President
Community Service
Historian
Hospitality
Librarian
*Membership
Newsletter
*Program**

**Anita Rowell
Anita Rowell
Leona Willis
Peggy Smith
Mary McLaughlin
Jenny Bach
Peggy Smith
Susan S. Cohn/Marie**

Girard Kim Warren

**Publicity
*Quilt Show
Raffle Table
Webmaster
Voting Committee Members ***

**Jackie Sittner
Jackie Sittner
Regina Packard
Jenny Bach**

Membership News

Don't forget that it's Early Renewal time. Renew now and be entered into a drawing to win a free year of membership. The application is in the newsletter or you can find it on our website. It is also in the Files section of our Facebook group.

We have a new member to welcome into the guild:

Loretta D. Ede
PO Box 201
Hurley NY 12443
(917)886-7273
Loretta.ede@gmail.com

Congratulations to Alexia Doyle and Pat Clark, the winners of the Block of the Month at the April meeting



October 8 & 9, 2016

Quilt Show News

We are busy planning and working for a great quilt show in October. Thank you to all the committee chairs who are getting the work done!!

To all our talented members, start sewing items you would like to sell at our boutique.

The next Quilt Show meeting is June 18, at 9:15, before the regular meeting. If you have any questions or concerns you can contact me.

Jackie Sittner

(845) 217-5070

Jsittner@yahoo.com

Quilt Show Committee Chairs

Admissions/Lobby: Marquita Rich, Phyllis Stamy

Demonstrations: Darlene Breitenstein

Dream Basket: Regina Packard

Challenge Block: Lesley Grey, Regina Packard

Fabric Raffle Basket: Joan Polakoff, Connie Brewer

Food: Theresa Pabon, Peggy Smith

Guild Boutique: Erika Assimus, Peggy Smith

Insurance & Ribbons: Pat Clark

Judging: Vicki Lienau, Connie Brewer

Membership: Jenny Bach

Program Design & Printing: Janet Iatridis, Jenny Bach

Publicity: Sarah Kessenich, Jackie Ferraro, Alice Maceyak, Jenny Bach

Raffle Quilt: Gail Carl

Raffle Ticket Sales: Doreen Sanguine, Judy Turco

Registrations: Joan Polakoff, Shirley Swenson

Quilt Description Labels: Debbie Martin

Quilt Show Setup/Hanging: Mary McLaughlin, Joyce Luby

Signs: Barbara Hyde, Ginny Hanna

Take Down: Anita Rowell, Leona Willis, Judith Berns

Treasurer: Pat Williams

Vendors: Deidre Thorpe-Clark, Te Pabon, Linda Golden

Art Dolls: Denise Giardullo, Lexie Langley

Wearables: Mary McLaughlin

White Glove Monitor: Vesta Lawless, Barb Alberstat

2016 Wiltwyck Quilt Show Raffle Basket

To all of our members:

I will be collecting ½ yard pieces of fabric for our Raffle Basket at each Guild meeting. Your generosity will assure that we can offer a great raffle basket to those who visit our show.

Joan Polakoff

Dream Baskets for the Quilt Show

The Dream Baskets are a popular addition to the quilt show and a great source of revenue. Pick a theme and have fun! Use your imagination.

Choose any theme, some examples are: Tea, Pets, Yarn, Male interest (fishing, outdoor sports, woodworking), Hobbies, etc. Please note there cannot be any alcohol in the dream baskets.

Each basket needs at least one hand made item.

I have 3 baskets available, if you need one.

Once you pick your theme, call me so we do not have duplicates

Regina Packard (518) 678-9932

HELP GET THE WORD OUT

If you are planning to attend a quilt show this spring or summer please take a bundle of our beautiful, informative book marks for Quilts in the Valley. Contact Alice Maceyak to pick up the bookmarks.

Sarah Kessenich

Quilt Show Guild Boutique

Our members are a multi-talented group who produce various handmade items to sell at our very popular guild boutique. The boutique has consistently been a successful part of the quilt show. Forms to enter your items in the boutique will be available at the May meeting. Please consider being a part of the boutique. If you have any questions contact Erika Assimus or Peggy Smith

Raffle Tickets are Now Available

Your raffle tickets are available for pick up at the May and June meetings. Please stop at the sign in table to pick up your envelope. If you have any unsold tickets, return them to the September meeting. Thank you for your help and support
Doreen Sanquine and Judy Turco

Admissions

We are planning to have wonderful door prizes at the show in October. If you have new quilt related items that you want to donate please see me at the meeting. Thank you
Marquita Rich and Phyllis Stamy

Program

We will have an In Memorium page in the show program this year. If you know of a guild member who has passed away since our last show (October 2014) please send us her name to include
Jenny Bach and Janet Iatridis

2016 Challenge – County Fair

Hope that you are working on or have finished your challenge piece for 2016, County Fair. The completed pieces are due at the June meeting by 10AM to be hung and judged. Those arriving after 10 an still be on view but not hung to be in the judging for the Viewers Choice Award. REMEMBER the 4 paint chips you received need to be pinned to a corner so everyone can find the matching fabrics you were required to use. Looking forward to seeing all the creativity of our members.
Lesley and Regina

Volunteers

We cannot have a show without the help of our guild members. The volunteer signup sheets will be at the May meeting. Please consider volunteering, your participation is what will make our show fabulous
Members who volunteer for 2 or more hours will be admitted to the show for free



Webmaster

As webmaster I am trying to make both the website and our Facebook group as interesting and fun as possible. Here are some of the additions that I have made:

- A list of quilt shows in the area and posted them on our website under the Calendar tab. You can also download the list as a pdf.
- We have made an agreement with other guilds around the area to share information about our workshops and quilt show and in exchange we will announce/post their quilt show dates and any

workshops they might send to me to share. I have listed the quilt show on the calendar.

- Photos of the Show and Tell each month when I can get them
- Marketplace – a place to sell any quilt related items that you want (machines, supplies, etc.)

I need your help to keep things interesting. Please let me know if it would of interest to have a list of local quilt shops or links to things that are quilt related. I also need input! Send me anything you think would be of interest to share with our members. You can email them to me at wiltwyckquilters@wiltwyckquilters.org

If you haven't checked out our website in a long time you might be surprised at how much information we have added. See us at www.wiltwyckquilters.org. If you haven't signed up for our Facebook group you are missing out – see us at <https://www.facebook.com/groups/wiltwyckquilters/>

You may have received emails from Wiltwyckquilters@gmail.com. The email that we are using will now be wiltwyckquilters@wiltwyckquilters.org. These are the information emails that go out to give you updates on what's happening in our guild as well as upcoming workshops, quilt show, and so forth. I send these out about every 2 weeks so if you wish to have any information added to the email, please send them to wiltwyckquilters@wiltwyckquilters.org.

Jenny Bach



Charm Squares

Sue Stepp / Pat Clark

For May, please bring **20** yellow squares. The following quilters have signed up: Assimus*, Barnes*, Cahill*, Clark*, Conlon*, Doyle, Frenza*, Giardullo*, Grambling*,

Kessenich*, Luby*, McLaughlin*, Navarra*, Rowell*, Sitner*, Stepp*, Stessin*, Urbon*, Williams*, and Wodin*.

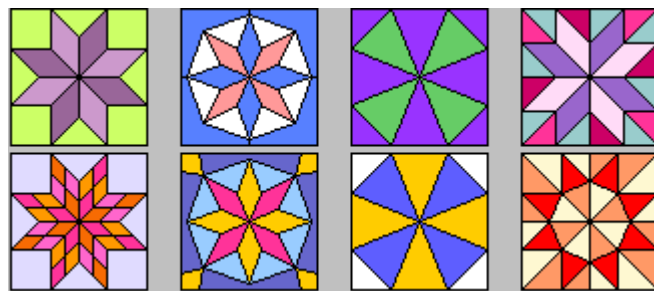
A "*" following your name means you've signed up for the entire year.

Colors for the rest of the year are as follow: June - bold blue.

Names with an '*' have signed up for the entire year. If you anticipate participating all season long, please place a star next to your name on next month's sign-up sheet. Those who want to sign up month by month are welcome to participate.

Fabric cut for the squares should be pre-washed, without selvages. Squares should be cut precisely 6 1/2" by 6 1/2", so that they can be readily used. The colors/themes will be different every month.

Unless called for, please don't use novelty fabrics. The squares will fit nicely into a one-quart Ziploc- type baggie, so please bring one with your name on it. Place your squares on top, and we will distribute your fabric and return your baggie to you filled with all the different fabrics!



Program News

Upcoming Events

May 21, 2016: Simple Bird Appliqué; Lecture and Hand Appliqué Class: Kerry Burke

May 22, 2016 (Sunday): Friends of Baltimore: Kerry Burke

June 18, 2016 Cuties: Cathy Anderson

Program News for May 2016

Kerry Burke from Simple Bird Applique has been quilting for more than 30 years and loves to share her love of hand applique through her blog and on-line tutorials). Kerry resides in Canada where she has a quilt store, a yarn store, and an on-line business that specializes in hard to find applique tools, patterns and notions. Please look at Kerry's spectacular work:

www.simplebirdapplique.com

We are delighted to host Kerry Burke at our Guild Meeting on May 21, 2016 where she will conduct a lecture and trunk show in the morning.



In the afternoon, at the Grace Church, Kerry will teach the following workshop:

The Glorious Eagle 1/2 Day Workshop: \$20 Members, \$25 Non-Members

Eagles have nested in nearly every major Baltimore album quilt made during the heyday of album quilts (1840-1850). In this class, students will start their own 15-inch block. Techniques include the basics of Prepared Edge Applique, marking, layering, off-unit applique,

perfect circles, and making pointy-points, smooth curves, and folded roses. Freezer Paper templates will be provided.

Kits (optional) are available for \$30.00. Patterns (necessary) are \$9.00

SUPPLY LIST

Fabric Requirements

Key Color/Value Description Cut Size

B2 Blue -2 - Dark Eagle: Body/head/wings/legs 10 x 20"

B3 Blue-3 - Medium Flag (star area), freedom cap 5 x 5"

G1 Green-1 - Yellowish Leaves 5 x 5"

G2 Green-2 - Dark Leaves 5 x 3"

G4 Green-4 - Light Leaves/stem, rose vine 5 x 18"

R1 Red-1- Medium-Light Rose inner petals, berries 5 x 4"

R2 Red-2 - Medium Rose front/rear petals, flag tassel holders 5 x 7"

R3 Red-3 - Solid Berries, flag stripes, freedom cap, rose bud 5 x 18"

Y1 Gold-1 - Medium Flag star, ball, tassels, feathers, rose centers, arrows 5 x 10"

Y2 Gold-2 - Medium Dark Beak, eye, feet (Ultra Suede can be substituted) 3 x 5"

M Brown Flag pole, freedom hat pole 5 x 7"

T O-white Banner in eagle's beak, flag stripes 10 x 13"

P1 Pink-1 - Medium Flowers 5 x 2"

P2 Pink-2 - Light Flower centers 5 x 2"

Background 18 x 18"

Notions: Gold metallic and white embroidery floss (alternative: use Perle cotton #5 floss in color number 783 for the ag cord); green, red and black applique thread for embellishing the flowers and eagle eye/beak (optional).

Note: I highly recommend pre-washing all fabrics before use.

On Sunday May 22, 2016, at The Russell Brott Senior Center in Lake Katrine, Kerry will teach the following class.



The Braided Flower Basket. Full Day Workshop: \$35 Members, \$45 Non-Members
Is there anything more beautiful than a basket filled with flowers? In this workshop, you will learn everything needed to make this lovely 15-inch block: prepared-edge applique, layering, marking, off-unit applique, perfect circles, folded flowers and leaves, and bias stems for the braided basket
Kits (optional) are available for \$40.00. Patterns (necessary) are \$9.00.

The Braided Flower Basket

SUPPLY LIST

Fabric Requirements

Key Color – Value - Description - Cut Size

- B2 Blue -2 - Dark Flowers, bird's wings 5 x 8"
- B3 Blue-3 - Medium Ribbon, bird, flowers 5 x 9"
- B4 Blue-4 - Light Flowers 5 x 5"
- G1 Green-1 - Yellowish Leaves, stems 5 x 7"
- G2 Green-2 - Dark Leaves 5 x 6"

- G3 Green- 3 - Medium Leaves, stems 5 x 8"
- G4 Green-4 – Light Leaves 5 x 6"
- R1 Red-1 - Light Basket, flowers 13 x 16"
- R2 Red-2 – Medium Basket, flowers, butterfly 13 x 16"
- R5 Red-5 - Dark Basket, flowers, butterfly 13 x 16"
- Y1 Gold-1 - Medium Flower centers 5 x 5"
- Y2 Gold-2 – Cheddar Bird 3 x 4"
- M1 Brown - Medium Basket handle, bird beak/legs 4 x 7"
- P1 Pink-1 – Medium Roses 5 x 5"
- P2 Pink-2 - Light Roses 5 x 5"
- L1 Purple-1 - Medium Flowers 5 x 7"
- L2 Purple-2 – Light Flowers 5 x 7"
- L3 Purple-3 - Dark Petals, flowers, butterfly 5 x 7"
- Background 18 x 18"

Note: I highly recommend pre-washing all fabrics before use.

Please note that if you intend to make an entire Friends of Baltimore quilt, it will require ten yards of background fabric and students will utilize that background fabric in the blocks they make in the class.

*****Please register early to enable kit preparation*****

Registration will open for non-members on April 20

In June, Cathy Anderson is scheduled to bring her bag of tricks to show us the power of those little Cuties for which The Quilt Basket has become famous.

Stay tuned



Catskill Mountain Quilters Hall of Fame Update –

Several items to cover from the CMQHoF:

Spring meeting – will be held May 23, 10:00 AM, Greenville Public Library, 11177 Route 32, Greenville, NY. All are welcome. “Lives of Women” presentation by Shelby Mattice, curator of the Bronck House Museum in Coxsackie. Contact Cindy Lampman (518-966-5217) if attending.

Annual Picnic – Mark your calendars for July 11 picnic at CD Lane Park, Maplecrest.

Think of all the fun, and then the short trip to Windham Fabrics shop!

2016 Raffle Quilt – “Flowers of Friendship” beautifully pieced, hand appliqued and hand quilted quilt. Each member guild is expected to sell tickets – Pat Clark has WQG's tickets and photo – please see her to purchase some and support the HoF. Also, if you know of any Ulster County activities where we can display the quilt and sell raffle tickets, please let Pat know. The raffle will be held at the HoF show.

2016 CMQHoF Show – September 24 – 25, 10:00 – 4:00, Roxbury Arts Center, 5025 Vega Mountain Road, Roxbury, NY.

2016 Charity Project – Bibs. Similar to the pillowcase project, the HoF announced that bibs would be this year's charity project. Bibs should be turned in at the Fall (October) HoF meeting, so we will need to collect them at our (WQG) September meeting. Then they will be returned to be distributed to the charity of our choice. WQG should determine where we want the bibs to go. The style depends on where we will be donating them – adult, child, large, small, slip over the head, Velcro closure, pocket in front or not, etc.

Bib Instructions:

If you are a Pinterest user and want to get ideas (Bride and Groom bibs – who knew?) then here is a link <https://www.pinterest.com/explore/adult-bibs/>

Lesley Gray has provided the simple instructions for an over the head bib: If using a heavier fabric, lining may not be needed, but if cottons are used a lining would make it better. Dimensions for an adult size would be 28” x 13”. About 4 inches down from one narrow edge, cut a hole for the head. The hole for the child's size is about a 6” diameter; adult would be 7 – 7.5”

Pat Clark



Local Events of Interest

Northern Star Quilters' Guild Quilt Show
The O'Neill Center at Western Connecticut State
University Westside Campus
43 Lake Ave. Ext.

Danbury, CT 06811 (15 minutes north of our old location in Somers, NY)

Show Dates:

Saturday, April 31 - Sunday, May 1, 2016

Show Hours:

Saturday 10:00 AM - 5:00 PM

Sunday 10:00 AM - 4:00 PM

FOLD EVERYTHING

Kathryn Paulsen's Origami Paper Quilts

April 2 – June 4, 2016

Catskill Community Center Gallery

334 Main St., Catskill

Info: (518)719-8244

Gallery hours: April 30 to May 31

Saturday 10:00 – 5:00
Sunday 11:00 – 5:00
Weekdays: Tuesday- Thursday 9:30 – 2:30
Friday 12:00 – 4:00
Friday June 3 10:00 – 7:00
Any questions, please call Liz Edgar (845)384-6150

The Piecemakers of Cairo Quilt Show

Saturday, August 13th 10am-4pm
Cairo Public Library
15 Railroad Ave
Cairo NY

Vermont Quilt Festival Bus Trip – First Dutchess Quilters

June 23-24, 2016

This is the Vermont Quilt Festival's 40th Year. There are two large exhibit hall and 90 vendors. The bus trip is \$220 for members and \$235 for non-members. The trip includes: ticket to the Shelburne Museum that will be featuring a special exhibit by Dominique Ehrmann; lodging accommodations (double occupancy) at the Windjammer Inn- Best Western Hotel (breakfast included); a ticket to the Champagne-Chocolate reception to preview the show; a ticket to the quilt show.

Teresa Meyer is taking \$100 deposits; and the balance will be due in April and May; full payment will be accepted anytime. IF you are interested in the trip or would like more information, please contact Teresa Meyer at lunkrrlady@gmail.com




Giant Sale – Hundreds of yard of Fabric

Hundreds of yards of fabric at \$2.00 a yard. Yarn, lace, craft supplies. AccuCut pieces are 75% off. Miscellaneous and some household items.

Saturday May 14 – 10:00 to 4:00

Sunday May 15 – 11:00 to 2:00

201 North Ohioville Rd., New Paltz, NY



Workshop Registration Form for May 2016 workshops with Kerry Burke

Please return form with check payable to: Wiltwyck Quilters' Guild (with name of workshop noted on the check) to:

Theresa Pabon
1683 Glasco Tnpk
Woodstock, New York 12498

If you desire a copy of the supply list mailed to you, please include a self-addressed, stamped envelope.

Name: _____

Address: _____

Phone Numbers: _____

Email: _____

Workshop: Kerry Burke: The Glorious Eagle ½ Day Workshop

Date and Time: Saturday: May 21, 2016, 12:30 – 4:30 p.m.

Location: Grace Church

Enclose check for: Member: \$20 _____

Non-member: \$25 _____

Project Pattern to be purchased on day of class for \$9.00.

Project Kit (Optional): May purchase on day of class for \$30. Please indicate if you desire the kit in order that instructor will have adequate number available.

Kit: Yes _____ No _____

Workshop: Kerry Burke: The Braided Flower Basket Full Day
Workshop

Date and Time: Sunday: May 22, 2016, 9:30 a.m. – 4:30 p.m.

Location: Town of Ulster Senior Center, 1 Town Hall Drive, Lake Katrine

Enclose check for: Member: \$35 _____

Non-member: \$45 _____

Project Kit (Optional): May purchased on day of class for \$40. Please indicate if you desire the kit in order that instructor will have adequate number available.

Project Pattern to be purchased on day of class for \$9.00.

Kit: Yes _____ No _____

Early Membership Renewal

Renew on or before the May 21, 2016 meeting, you will be eligible to win a free membership for a year.

Send your dues (\$25.00), check made payable to Wiltwyck Quilters Guild, to

Jenny Bach, PO Box 176, Athens, NY 12015.

The membership year runs from September through June.

Enclose a self addressed, stamped envelope if you would like to have your membership card mailed to you, or you can pick up your 2016-2017 membership card at the guild meeting on September 17th

* Name _____

* Address _____

* City _____ *State/Zip _____

*Phone _____

*E-Mail _____

(If information is not listed , e-mail address will be dropped.)

We are encouraging the use of e-mail to reduce the cost of printing and mailing.

*How would you like to receive your newsletter?

_____ US Postal Mail _____ E-Mail _____ Do not wish to receive

Permission for publication

The Wiltwyck Quilters Guild occasionally wants to publish pictures of our speakers, guild members, and quilts on our website and/or Facebook page. By checking the line below you are indicating that you are NOT allowing us to publish you or your works.

_____ I do NOT want to have my image or my works published on the Wiltwyck Quilters Guild website or Facebook page.

* Required fields

WILTWYCK QUILTERS' GUILD
PO BOX 6154
KINGSTON NY 12402-6154