

WILTWYCK QUILTERS' GUILD NEWSLETTER

wiltwyckquilters.org September 2014 Volume 38 Issue 1

NEXT GUILD MEETING

**Saturday, September 20,
2014**

**GRACE COMMUNITY
CHURCH**

160 SEREMMA CT.

LAKE KATRINE, NY 12449

**9:30 – 10:00 for coffee,
Tea and snacks**

PRESIDENT'S MESSAGE

Welcome back for another year of quilting and lots of fun. My new email is abrijar@twc.com. With the Quilt show about to happen, I think everything is in good shape, thanks to Angee and all committee heads. The year's schedule is listed, but subject to change. Plus read the dates, some are changed due to holidays.

On a sad note Darlene Breitenstein lost her husband Aug 8, 2014, Sympathy to Darlene and family from the guild.

Anita

Board Meetings	Regular Meetings	Community Meetings
Sept.14	Sept.20	Sept. 24
***	Oct. 18	Oct. 22
Nov. 9	Nov. 15	Nov. 19
*Dec. 7	*Dec.13	***
Jan. 11	Jan. 17	Jan. 21
*Feb. 8	Feb. 21	Feb. 25
Mar. 15	Mar. 21	Mar. 25
Apr. 12	Apr. 18	Apr. 22
*May 3	May 16	May 20
*June 7	June 20	June 24


Items to bring to the September meeting:

- Name Tag (wear it and get a raffle ticket)
- Show and tell items
- Cash for flea market purchases

TREATS

All members are asked to bring a snack to the monthly meeting. The Hospitality schedule for the year is as follows, according to the first letter of your last name.

September S, T; October U, V, W, X;
November Y, C, D; January A, B, Z; February
E, F, R; March G, H; April J, K, L; May M, N,
O; June P, Q, I.



All WQG meetings are held at the Grace Community Church. The coffee hour begins at 9:30. The meetings begin at 10:00.

Board meetings are held at the Ulster Town Hall on Sundays at 2:00. All board and committee members should attend these meetings. ALL members of the guild are welcomed to attend these meetings. All meetings time and date are subject to change.

COMMUNITY SERVICE

Community service sewing is the Wednesday AFTER the regular meeting. Community service sewing is held at the Kingston Elks Lodge, 143 Hurley Ave., Kingston, at 9:00 until noon.

Thanks, Anita Rowell

The Wiltwyck Quilters' Guild is a non-profit organization. The purpose of this organization shall be to preserve the tradition and the history of quilting, as well as to foster awareness and receptivity to create innovation in the art, to promote and sponsor interest and appreciation in all areas of quilting among our members and the general public, and to promulgate friendship and the exchange of ideas.

*President	Anita Rowell
Vice President	Dagmar Yadow
Recording Sec.	Alice Maceyak
Corresponding Sec.	Deidre Thorpe-Clark
Treasurer	Pat Williams
Parliamentarian	Joyce Luby

Committee Heads

Past President	Lesley Gray
Community Service	Anita Rowell
Historian	Leona Willis
Hospitality	Theresa Pabon/Peg Smith
Librarian	Mary McLaughlin
*Membership	Gloria Frenza
Newsletter	Peggy Smith
*Program	Shirley Swenson/Kim Warren
Publicity	Jackie Sittner
*Quilt Show	Angee Opkyke
Raffle Table	Regina Packard
Web Master	Lynne Davidson

***Voting Committee Members**

Newsletter Information

The newsletter is published monthly, except for July and August. All submissions should be sent to me by the Friday following the monthly meeting. (i.e., September 26 for the October newsletter.)

Peggy Smith

Quilt Show Committee

Quilt Show Chair – Angee Opdyke
Co-Chairs – Vicki Lienau, Jackie Sittner
Admission/Lobby – Anita Rowell
Art Doll Exhibit – Denise Giardullo
Challenge – Peggy Cahill, Mary McLaughlin
Demonstrations – Darlene Breitenstein
Dream Basket Raffle – Regina Packard
Fabric Basket- Joan Polakoff
Food- Debra Steup
Groups/Tours – Gloria Frenza
Guild Boutique- Sam Conlon, Pat Williams
Insurance/Show Ribbons- Pat Clark
Judging – Dagmar Yaddow
Membership Show Badges – Gloria Frenza
Program – Janet Iatridis
Publicity – Kim Warren
Raffle Quilt Creation – Sam Conlon, Leona Willis, Anita Rowell
Raffle Quilt Ticket Sales – Judy Turco, Doreen Sangaline
Registration – Shirley Swenson, Joan Polakoff
Road Signage – Vicki Lienau
Quilt Description Labels – Debbie Martin
Quilt Show Hanging/Dismantle – Mary McLaughlin, Joyce Luby, Connie Brewer
Quilt Take down – Carol Kocis
Treasurer – Pat Williams
Vendors – Sarah Kessenich
Wearables – Mary McLaughlin
White Gloves – Vesta Lawless

Quilt Show 2014

BLOCK CHALLENGE FOR THE QUILT SHOW

Best Seller

You will create a block to illustrate a well-known book from any period of history. The title of the book may NOT appear on the block. It's up to you to create a block which brings the title to mind.

The block must be pieced or appliqued using at least three different fabrics. It must be sewn, not glued. The size of the block must be 18" x 18".

Embellishment are optional. You can add any trim to finish the block. These may be glued.

The block will be due at the September 2014 meeting. Name and phone number must be on the back of the block. The block **MUST** be turned in for display by 10:00 am **Late arrivals will not be accepted.**

First Prize is a free workshop

Mary McLaughlin and Peggy Cahill

Quilt Show Boutique

Forms are ready for you to fill out for the items you are selling in the boutique. See Pat Williams or Sam Conlon at the September meeting if you need a form. If you will have an item in the show which you wish to sell, forms will be available.

At the last show, the boutique was a great success, thanks to all of you. Let's try to make 2014 bigger and even better.

Pat Williams and Sam Conlon

Show Your Quilts in October

Quilt show entries are coming in slowly. Please submit your quilts for judging or display and help make the 2014 Quilts in the Valley Show a great success. Registration deadline is August 30th. See the registration packet handed out at the Spring meetings or get it online at <http://wiltwyckquilters.org/quilts-in-the-valley-2014/>.

Membership Note

2013-2014 End of the Year Report

136 members renewed their membership and we gained 12 new member for the 2013-2014 year. Our total members at years end is 151 (3 people already joined for the 2014-2015 year).

Congratulations to Deidre Thorpe-Clark who won the Early Renewal raffle for a free 2014-2015 membership.

This is the last notice for our 2014-2015 renewal. If your name is highlighted on your mailing label this will be the last newsletter that you will receive. Gloria will be collecting membership dues at the September 20th meeting. Please include a renewal form that you can download from our website www.wiltwyckquilters.org

Gloria Frenza

There's Still Room in the Members' Flea Market

Tables and space is still available for the members-only Flea Market in September. Start sorting out items in good condition that you'd like to sell, such as fabric, embellishments, and so forth. You will be responsible for setting up, selling, and removing anything that doesn't sell. The Guild Boutique committee asks, however, that you save handmade items for the boutique at the quilt show.

The guild will provide 8' long white tables at a fee of \$15 each. You can share space (a table) with a friend or friends if you want. You can also bring your own folding table and pay a \$5 fee. All flea market vendors must sign up with Shirley Swenson and pay the appropriate fee to participate. If we have more tables than fit in the main sanctuary room, the overflow will be in the lobby or the room next to the kitchen. **No Free Table in September, please.**

Quilts for Africa: Thank you to all members who donated quilts for Africa. Giving quilts to needy African children and adults is an important part of

the University of Albany students' summer trip to Africa.

Upcoming Events

September 20 – Members Flea Market and the "Robins will share their friendship quilts

October 18 – Diane Johnson (see below)

November 15 – Debbie Kalenty, a certified Studio 180 (Deb Tucker) instructor (see below)

December 13 – Holliday party with Mickey Krueger of Windham Fabrics

Shirley Swenson

Miniature Workshop with Diane Johnson in October

By popular request, Diane Johnson returns on Saturday afternoon, October 18, to teach a three-hour miniature workshop. The project is a 9 block sampler of 3" blocks. Cost is just \$15 since Diane gave us a great price. Contact Shirley Swenson to sign up.

Studio 180 Instructor Debbie Kalenty visits in November

Debbie Kalenty, a certified Studio 180 (Deb Tucker) instructor from Flagtown, NJ, will visit us on November 15. She will briefly show each Studio 180 (Tucker) tool and present the type of unit it makes. Her trunk show will include both blocks and quilts.

A three-hour Rapid Fire Hunter's Star workshop follows the lecture. The cost is \$25. Each person must have (or purchase) the small (petite) Hunter Star ruler. No sharing tools, please. Max: 20 students. Sign up with Shirley Swenson.

You can visit Debbie's online shop, Quilter's Obsession, at www.QuiltersObsession.com.

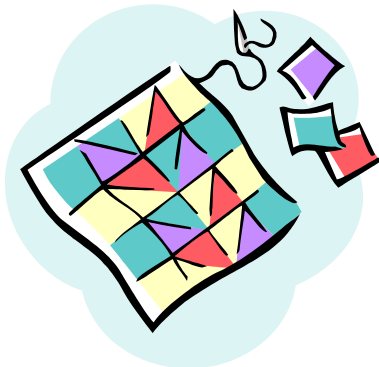
Round Robin Quilts

Round Robin Friendship quilts began with friends deciding they wanted to work in a group on quilts for each other. When the concept first arose in the 1980s, Round Robin quilts were typically pieced, with the first block being a medallion and group members each adding their unique pieced and sometimes appliquéd borders around the medallion.

When we five quilters from the New Paltz area decided to start a Round Robin group, it was quickly realized that the traditional approach probably would not work as too many of us were ~ let us say ~ mathematically challenged! We consulted and together developed a unique format which allowed us to tap into the interests, talents and skills of all participants. Each quilt was to have a large theme block created by the owner who would also establish a color way for her quilt. The friends could use any technique they chose; the only requirement was to cover their allotted amount of space on each quilt. As the quilts were passed along from member to member in the group, not only were the quilts getting larger but lasting friendships blossomed and thrived.

At the September 20th Wiltwyck Quilters' Guild meeting, "The Robins" as we came to call ourselves will share with you our quilts and our stories. We had a wonderful time in the Round Robin process and while we love the end results, we happily discovered that the real joy was in the journey.

The Robins are Marie Girard, Beverly Lavergneau, Elaine Blythe, Maggie Caccamo, and Lorry Sears.



Wanted: Quilts for the 'Quilt Turning' at the Quilt Show. This year we will have an old fashioned 'Quilt Turning' occurring at the show. Usually quilts are stacked on top of a bed (or set of tables) then held up one at a time while being discussed. If you have a quilt or wall hanging and would be willing to have it as part of the Quilt Turning, please let me know. I would like as many as possible. I hope to collect all the quilts for this activity at the September Meeting, and then make arrangements with you for their return at the quilt show or at the next meeting. If you are interested, bring the quilts to the Sept meeting or contact Pat Clark with questions (email preferred) (clrquilt@yahoo.com or 845-297-3160 weekends or 7 – 9 PM weekdays) know. At the September meeting, please turn in a sheet of paper with additional helpful information including the name of the quilt top maker, the quilter if different, and the year made. Include any other interesting information to share with the audience such as whether it was for a gift/occasion or any special technique used, any names of unusual patterns, or a personal story of its significance. Also, I would like 3 – 4 volunteers to help in holding the quilts during the show on Sunday.

In Memoriam

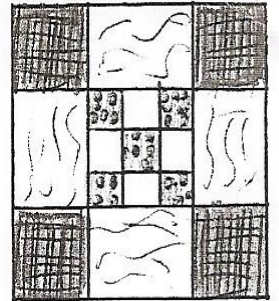
Adele Rose, a member of Wiltwyck Quilters' Guild since the 1970's, suddenly passed away on April 25, 2014. Adele was an active member of Wiltwyck, serving as an officer and on several committees. You will remember her smiling face as she worked at the Quilt shows. We will certainly miss her at our October show.

Adele was a member of South Mountain Piecemakers. She was a good neighbor driving Shirley Bernard to meetings. Adele loved quilting, knitting, and crafting.

Adele was a library aide at the Onteora Central School district for 30 years. She was a member of the NYS Teachers Association.

Adele was a kind, generous, and caring person, always smiling. She will be missed by all her many friends and will be remembered always.

WILTWYCK QUILTERS' GUILD
September 2014 RAFFLE BLOCK: Almost a Double
 Peggy Cahill 845-331-2742 Mary Mc Laughlin 845-336-5523



We will make a 10" variation of a traditional double nine-patch block.
 This is an adaptation of "Via Air Mail" p. 54 of the Jul/Aug 2013 edition of Love of Quilting magazine.

READ ALL INSTRUCTIONS BEFORE BEGINNING. MAKE A PRACTICE BLOCK FIRST.

Fabrics:

two different fabrics in the same color family, lighter one for center and darker one for corners

center: lighter five 2"x2"

corners: darker four 3 1/4"x3 1/4"

background:

center: plain creamy muslin four 2"x2"

outside: white on creamy muslin print four 3 1/4"x5"


Preparation:

Lay out the pieces according to the diagram.

Sewing: use a 1/4" seam.

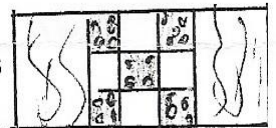
Center 9-Patch: **WATCH YOUR SEAMS HERE!!!**

- Sew three rows of three squares each. Press the seams in the rows toward the dark. Press the rows away from the center
- Square-up to 5"x5".



Outer Frame:

- Sew one of the 3 1/4"x5" strips to the right and one to the left of the 9-Patch as shown. Press away from the 9-Patch.
- Sew the corner squares to each end of the remaining two strips to make the top and bottom rows. Press away from the squares
- Sew the top and bottom rows to the nine-patch center row. Press away from the center.



Complete the Block:

Press carefully and measure the block. It must measure 10 1/2 " x 10 1/2 "
 Sign your name in a seam allowance.

Upcoming Quilt Shows

Pennsylvania National Quilt Extravaganza

Greater Philadelphia Expo Center

Oaks PA

September 18-21, 2014

Quilts Unlimited Exhibition

Old Forge NY

October 11- December 5, 2014

Harvest of Quilts

Pine Bush High School

Pine Bush NY

September 27-28, 2014

Quilting by the Lake

Onondaga Community College

Syracuse NY

July 19-31, 2015

WILTWYCK QUILTERS' GUILD

PO BOX 3731

KINGSTON NY 12402

