



WHEELCHAIR POCKET INSTRUCTIONS

WILTYWYCK QUILTERS GUILD


NOTE: Please follow specified size for wheelchair pockets. Larger sizes will interfere with wheel movement. Rounded corners will allow not-so-nimble fingers to retrieve coins and other small objects.



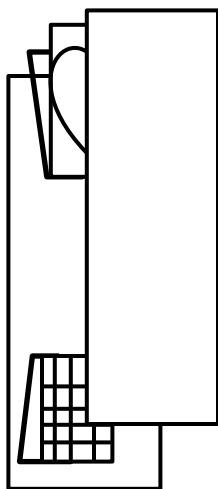
Cut (2) 7"X18"



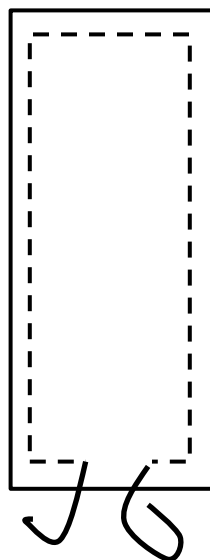
Cut (4) 7"X7":




Stitch seam & fold



Combine



Machine stitch, rounding out corners. Clip. Trim. Turn. Close opening and press.



UNDERSIDE Stitch two 12" lengths of twill tape 4 1/2" from each end.

